

РОССИЙСКАЯ АКАДЕМИЯ НАУК
Институт аридных зон ЮНЦ

RUSSIAN ACADEMY OF SCIENCES
Institute of Arid Zones SSC

ISSN 1814–3326



Кавказский Энтомологический Бюллетень

CAUCASIAN ENTOMOLOGICAL BULLETIN

Том 13. Вып. 1

Vol. 13. No. 1

Ростов-на-Дону
Rostov-on-Don
2017

Taxonomic review of the genus *Helops* Fabricius, 1775 (Coleoptera: Tenebrionidae) of Turkey

Таксономический обзор рода *Helops* Fabricius, 1775 (Coleoptera: Tenebrionidae) Турции

M.V. Nabozhenko^{1,2}, B. Keskin³
M.B. Набоженко^{1,2}, Б. Кескин³

¹Caspian Institute of Biological Resources of Dagestan Scientific Centre of the Russian Academy of Sciences, M. Gadzhiev str., 45, Makhachkala, Republic of Dagestan 367000 Russia. E-mail: nalassus@mail.ru

²Dagestan State University, M. Gadzhiev str., 43a, Makhachkala, Republic of Dagestan 367000 Russia

³Ege University, Bornova-Izmir 35100 Turkey. E-mail: bekir.keskin.phd@gmail.com

¹Прикаспийский институт биологических ресурсов ДНЦ РАН, ул. М. Гаджиева, 45, Махачкала, Республика Дагестан 367000 Россия

²Дагестанский государственный университет, ул. М. Гаджиева, 43а, Махачкала, Республика Дагестан 367000 Россия

³Эгейский университет, Борнова – Измир 35100 Турция

Key words: Coleoptera, Tenebrionidae, *Helops*, Turkey, taxonomy, distribution, new species.

Ключевые слова: Coleoptera, Tenebrionidae, *Helops*, Турция, таксономия, распространение, новый вид.

Abstract. Five species of the genus *Helops* s. str. Fabricius, 1775 are known from Turkey: *Helops caeruleus stevenii* Krynicki, 1834 (Georgia near the border of Turkey, can be found in Rize Province, Turkey), *Helops rossii* Germar, 1817 (Istanbul and Bursa provinces), *Helops glabriventris* Reitter, 1885 (Izmir and Isparta provinces; Taurus Mts.: Mugla, Antalya, Konya, Mersin provinces), *Helops cyanipes* Allard, 1877 (Amanos and Central Taurus Mts.: Mersin, Kahramanmaraş, Gaziantep and Hatay provinces), *Helops punctatissimus* sp. n. (Bitlis Province). A new synonymy is established: *Helops* Fabricius, 1775 = *Mesohelops* Reitter, 1922, **syn. n.** Bionomics, morphology of male genitalia and key to the Turkish species are given.

Резюме. Из Турции известно 5 видов рода *Helops* s. str. Fabricius, 1775: *Helops caeruleus stevenii* Крыницки, 1834 (Грузия, возле турецкой границы, может быть найден в провинции Ризе Турции), *Helops rossii* Гермар, 1817 (провинции Стамбул и Бурса), *Helops glabriventris* Рейтер, 1885 (провинции Измир и Биспарт; горы Тавр: провинции Мугла, Анталя, Конья и Мерсин), *Helops cyanipes* Аллард, 1877 (Аманос и Центральный Тавр: провинции Мерсин, Караманмараш, Газиантеп и Хатай), *Helops punctatissimus* sp. n. (провинция Битлис). Установлена новая синонимия: *Helops* Fabricius, 1775 = *Mesohelops* Рейтер, 1922, **syn. n.** Приведены экология, морфология гениталий самца и определительная таблица для турецких видов.

Helops s. str. Fabricius, 1775 is a small genus (the type genus of the tribe Helopini) with 6 species and 4 subspecies distributed in the Mediterranean region, Central Europe, Crimea, the Caucasus and Northern Iran [Nabozhenko, Löbl, 2008]. *Helops caeruleus* (Linnaeus, 1758) was conserved as the type species of the genus [Nabozhenko et al., 2008]. The greatest diversity of *Helops* is observed in

Anatolia (4 species). Two subspecies of *Helops caeruleus* are known from the Caucasus and Northern Iran. Two species are distributed in Europe and 2 endemic subspecies in the Maghreb. American species of the genus *Helops* must be transferred to the other genera of the tribe Helopini after an accurate revision; the genus *Helops* is a polyphyletic group with the inclusion of the New World species [Nabozhenko et al., 2016b].

The genus *Helops* is very broadly defined until the 20th century. It included almost all known Helopini without subgeneric division [Küster, 1850, 1851] or with multiple subgenera and sections [Laporte, 1840; Seidlitz, 1896]. Allard [1876, 1877] included to the genus species of *Helops* and *Probaticus* Seidlitz, 1896 sensu Reitter [1922]. The last revision was made by Reitter [1922] who reduced the genus to 7 species and 1 subspecies and synonymized the genus *Anteros* Laporte, 1840 with *Helops*. The Reitter's system of Palaearctic *Helops* was supported by other entomologists and it is used to the present time. Reitter [1922] also described the subgenus *Mesohelops* Reitter, 1922 with two species: *Helops cyanipes* Allard, 1877 and *H. valdani* Guérin-Méneville, 1859. Later Grimm [1991] added *Helops thoracicus* Grimm, 1991 to the subgenus. *Helops valdani* belongs to the genus *Probaticus* Seidlitz, 1896 (the subgenus *Pelorinus* Vauloger de Beaupré, 1900) [Nabozhenko, Löbl, 2008]. Differential characters used by Reitter for *Mesohelops* are doubtful for a subgeneric level: punctuation of elytra, lesser size of elevated protrusion on mentum, colour of cuticle. First two characters are suitable only for interspecies diagnostics, and colour of *Helops* (*Mesohelops*) *cyanipes* is very variable from black to blue. All characters of two species of the subgenus *Mesohelops* are identical to the nominotypical subgenus. As a result, the following synonymy is established: *Helops* Fabricius, 1775 = *Mesohelops* Reitter, 1922, **syn. n.**

Further species of *Helops* with images of genitalia and keys were revised in the taxonomic works of Antoine [1949] and Español [1963] for Maghreb and Ardoine [1958] for France. Bogatchev [1949] described a new subspecies *Helops caeruleus talyshensis* from Hyrcan forests of South Precaspian region. Picka [1984] added one new subspecies of *Helops glabriventris* Reitter, 1885 from Crete (Greece). Grimm [1991] described a new species from Cyprus. Taxonomic review of Caucasian and Iranian *Helops* was made by Abdurakhmanov and Nabozhenko [2011]. Larvae and pupae are known (excluding old work with non-informative figures and descriptions) for *Helops caeruleus stevenii* Krynicki, 1834 [Byzova, Gilyarov, 1956; Cherney, 2005] and *Helops insignis maroccanus* Fairmaire, 1873 [Pardo Alcaide, 1942].

The Middle East species of the genus *Helops* are poorly studied. In addition to the above-mentioned works only some faunistic records were published by Koch [1935] and Finkel et al. [2002] for Israel and by Kaszab [1968], Ferrer and Soldati [1999] for Turkey.

Bionomics of species of the genus *Helops* is well studied only for *H. caeruleus* и *H. rossi* Germar, 1817 (see bibliography in Gebien [1943], Hellrigl et al. [2012] etc.). All species of *Helops* s. str. are lichenophagous beetles and feed on epiphytic foliose and fruticose lichens. Beetles are active at night. Species of *Helops* hide in the daytime in mouldering wood, under the flaking bark of large old trees or stumps, while many other Helopini hide in the daytime in soil under trees. Larvae and pupae also develop in mouldering wood [Byzova, Gilyarov, 1956]. Within Palaearctic Helopini only larvae of some species of *Deretus* Gahan, 1900 [Purchart, Nabozhenko, 2012] and *Allardius* Ragusa, 1898 [Bellavista, Sparacio, 2012] develop in mouldering trees, while the most of other species of the tribe have soil-dwelling larvae [Nabozhenko et al., 2016a]. In Turkey two species, *Helops caeruleus* and *H. rossii*, are distributed in low mountain and plain oak forests, and the species *H. cyanipes* and *H. glabriventris* inhabit coniferous forests. *Helops cyanipes* occurs on old mouldering *Pinus nigra* and *Cedrus libani*; *H. glabriventris* can be found on *Abies cilicica*, rarely on old *Juniperus excelsa*. Maghreb species *Helops insignis* Lucas, 1846 inhabits *Cedrus atlantica* и *Abies maroccana*.

Below we describe a new species of the genus *Helops* s. str. from South Eastern Anatolia which was found in woodland of old *Juniperus excelsa*.

Material and methods

This study is based on the examination of adult beetles from the following institutions and private collections:

ZIN – Zoological Institute of the Russian Academy of Sciences (St. Petersburg, Russia, Mark Volkovitsh);

HNHM – Hungarian Natural History Museum (Budapest, Hungary, Ottó Merkl);

ZDEU – Zoological Department of Ege University (Bornova-Izmir, Turkey, Bekir Keskin);

CN – private collection of Maxim Nabozhenko (Rostov-on-Don, Russia);

AL – private collection of Andrzej Lason (Białystok, Poland);

VT – private collection of Vladimír Tichý (Třeboň, Czech Republic).

Bibliography for each species is completed only for regional faunistic works.

Photographs of *Helops caeruleus stevenii* were made by K.V. Makarov (Moscow State University of Education, Moscow, Russia) and taken from the site www.zin.ru/Animalia/Coleoptera. Other photographs were made by D.G. Kasatkin (Rostov Branch of All-Russian Center for Plant Quarantine, Rostov-on-Don, Russia).

Results

Subfamily Tenebrioninae

Tribe Helopini

Subtribe Helopina

Genus *Helops* s. str. Fabricius, 1775

Type species *Helops caeruleus* (Linnaeus, 1758).

General morphology of adults. Body large (length 14–27 mm), slender, weakly or moderately convex, completely or partly with blue, purple or green-blue shade (Color plate 1: 1–6; Color plate 2: 7–9). Eyes large, strongly transverse. Punctuation of head often dense and very coarse. Mentum with strongly protruded elevation at middle. Antennae long, reaching elytral third or quarter. Male antennomere 11 larger than 10th one, female antennomere 11 smaller or subequal to 10th one. Pronotum cordiform, margins with thickened bead, disc with coarse and dense punctuation. Prothoracic hypomera with coarse large punctures, with punctures and wrinkles or with only coarse short irregular wrinkles. Elytra with protruded humeral angles, distinct striae. Epipleura not reaching thickened (not flattened) apex. Flightless, wings strongly reduced, very small, without costal and rarely radial veins. Mesocoxal cavities closed externally by mesepimera and metaventrite, trochantin presented. Abdominal ventrites with coarse and dense punctuation, without hair brush; ventrite 5 beaded apically, without long and strong suberected setae near apex. Legs slender. Pro- and mesotibiae of male with very dense line of erected brush. Male protarsomeres 1–3 weakly widened.

Male genitalia and terminalia (Figs 19–23, 24–28, 29–33, 34–38, 39–43). Aedeagus long; apical piece lanceolate, without longitudinal impression dorsally, covered with short spines only at widest apical part. Ventral alae of apical piece merged and completely conceal penis. Basal piece near 2 times longer than apical piece. Penis with two narrow baculi merged and broadened at basal third and with pair sclerotized part at middle. Apical lobes of gastral spicula large, pubescent apically; rods of gastral spicula straight, not merged apically and with long, often involute processes near base of lobes. Inner sternite VIII densely pubescent with long strong setae marginally; lobes with dense fine punctuation and structures for rigidity of construction: pair sclerite at middle and additional sclerotized parts at middle, coming from lateral sides to middle.

Female genital tubes. Spermatheca long, strongly branched, main duct with 3 additional long branched ducts and 2–3 short not branched ducts; basal duct short. Accessory gland long, with one-way valve, which has very short branch externally.


Note. Male genitalia of *Helops* poorly differ because species of the genus *Helops* are allopatric (at least in the Middle East).

Figs 1–6. *Helops* spp., habitus.

1 – *H. caeruleus stevenii*, male; 2 – the same, female; 3 – *H. rossii*, male; 4 – the same, female; 5 – *H. glabriventris glabriventris*, male; 6 – the same, female.

Рис. 1–6. *Helops* spp., габитус.

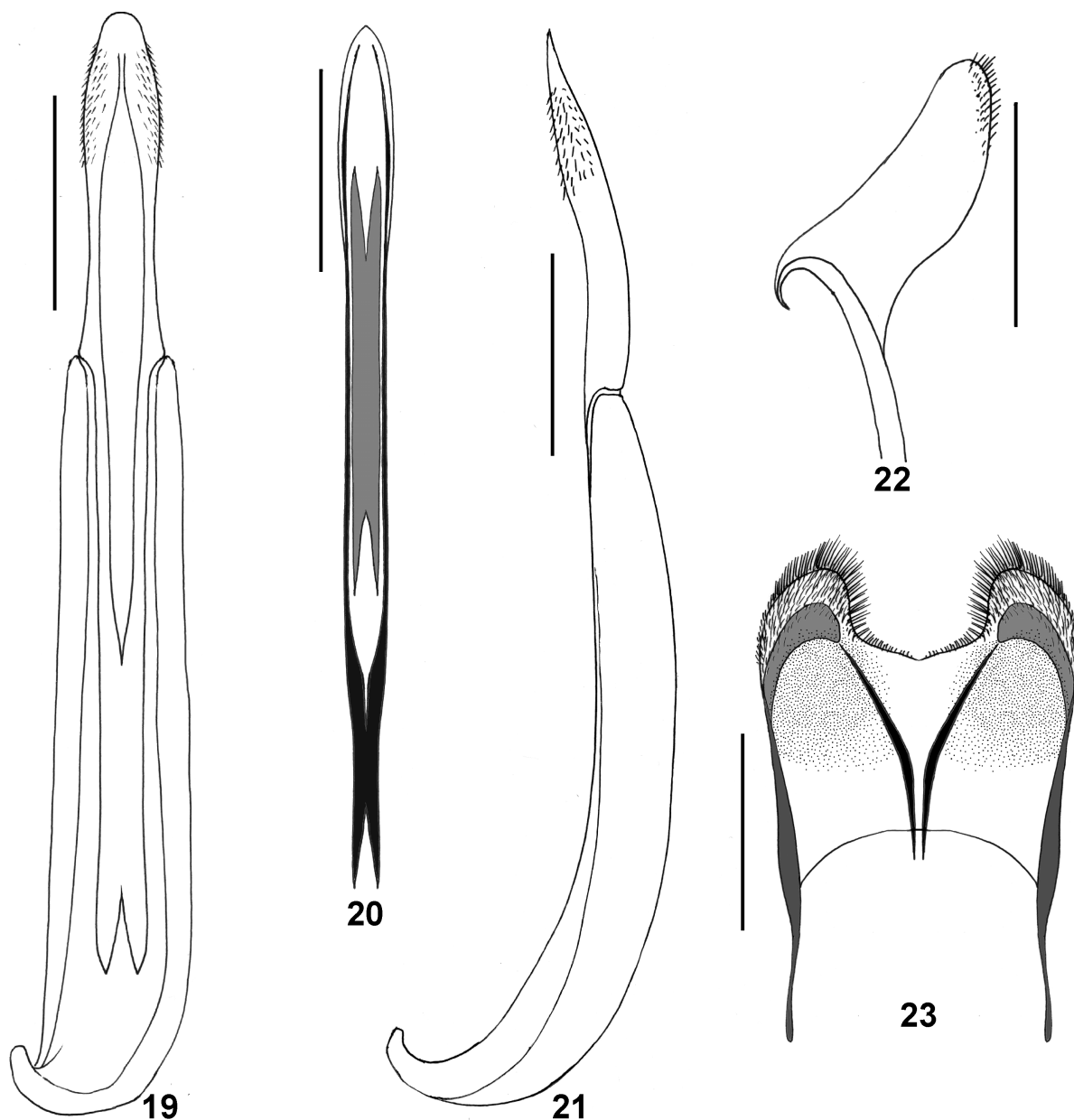
1 – *H. caeruleus stevenii*, самец; 2 – то же, самка; 3 – *H. rossii*, самец; 4 – то же, самка; 5 – *H. glabriventris glabriventris*, самец; 6 – то же, самка.

Figs 7–18. *Helops* spp., habitus, details of structure.

7 – *H. cyanipes*, male, habitus (Çamlıyayla, Mersin Province); 8 – the same, female (south of Hatay Province); 9 – *H. punctatissimus* sp. n., male; 10 – *H. caeruleus stevenii*, head; 11 – *H. punctatissimus* sp. n., head; 12 – *H. cyanipes*, punctuation of metatibia; 13 – *H. punctatissimus* sp. n., the same; 14–18 – punctuation and sculpture of elytra: 14 – *H. caeruleus stevenii*, 15 – *H. rossii*, 16 – *H. glabriventris glabriventris*, 17 – *H. cyanipes*, 18 – *H. punctatissimus* sp. n.

Рис. 7–18. *Helops* spp., габитус, детали строения.

7 – *H. cyanipes*, самец, габитус (Чамлыяйла, провинция Мерсин); 8 – то же, самка (юг провинции Хагай); 9 – *H. punctatissimus* sp. n., самец; 10 – *H. caeruleus stevenii*, голова; 11 – *H. punctatissimus* sp. n., голова; 12 – *H. cyanipes*, пунктировка задней голени; 13 – *H. punctatissimus* sp. n., то же; 14–18 – пунктировка и скульптура надкрылий: 14 – *H. caeruleus stevenii*, 15 – *H. rossii*, 16 – *H. glabriventris glabriventris*, 17 – *H. cyanipes*, 18 – *H. punctatissimus* sp. n.



Figs 19–23. *Helops caeruleus stevenii*, male genitalia and terminalia.

19 – aedeagus, ventral view; 20 – median piece (penis); 21 – aedeagus, lateral view; 22 – lobe of gastral spicula, lateral view; 23 – male inner sternite VIII, ventrally.

Рис. 19–23. *Helops caeruleus stevenii*, гениталии и терминалии самца.

19 – эдеагус вентрально; 20 – пенис; 21 – эдеагус латерально; 22 – лопасть гастральной спикулы, латерально; 23 – VIII внутренний стернит самца, вентрально.

Helops caeruleus stevenii Krynicky, 1834
(Color plate 1: 1, 2; Color plate 2: 10, 14; Figs 19–23)

Reitter, 1922: 31; Abdurakhmanov, Nabozhenko, 2011: 305.

Material. Georgia, Batumi, 1♂, 1♀ (ZIN).

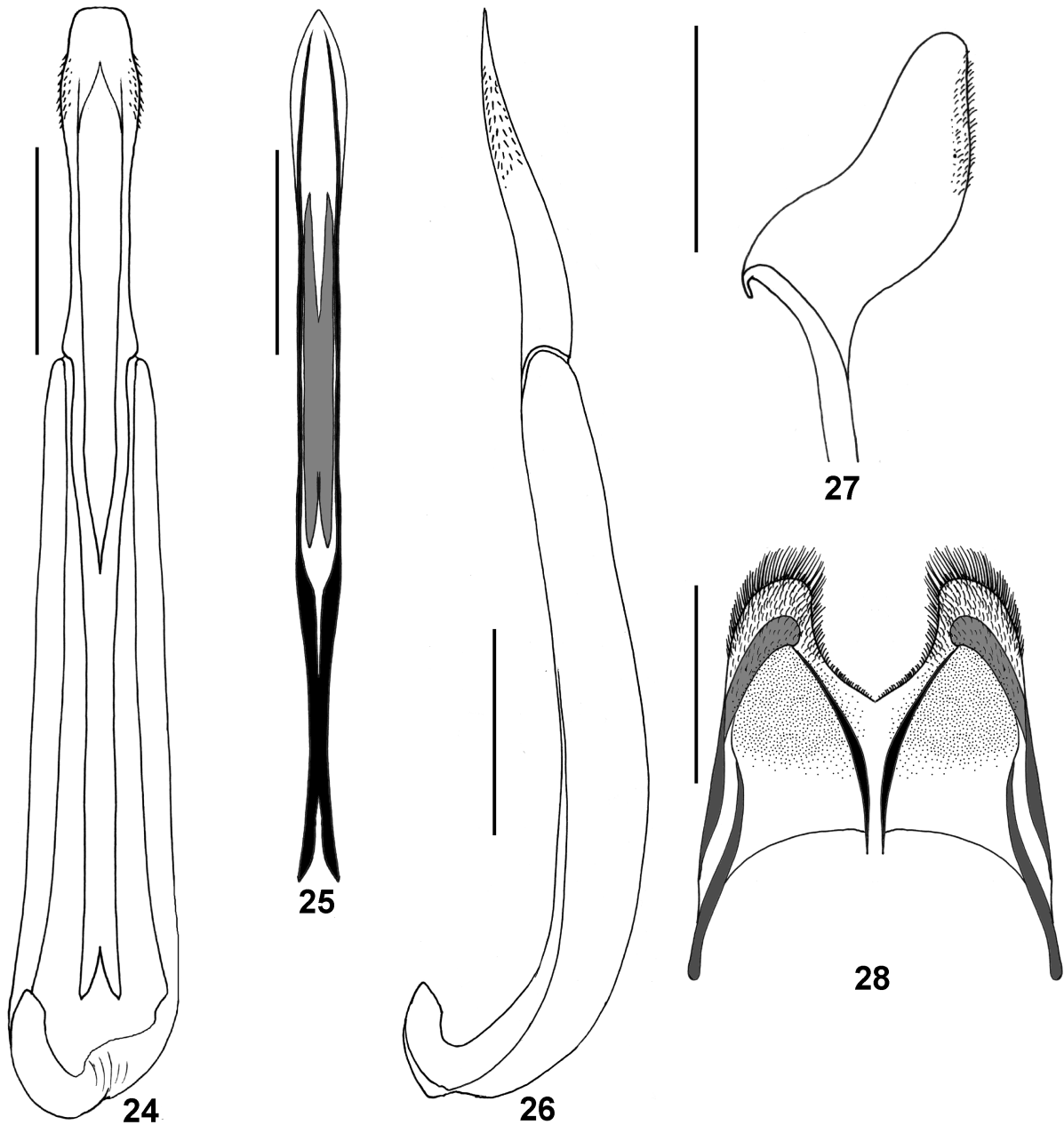
Notes. The nominotypical subspecies was listed for Anatolia by Nabozhenko and Löbl [2008]. Reitter [1922] recorded *H. caeruleus stevenii* for “Kleinasien”. Later Abdurakhmanov and Nabozhenko [2011] corrected that *H. caeruleus stevenii* is distributed in North Eastern Anatolia. We have not any material from Turkey, but the subspecies is known from Batumi in Georgia [Radde, 1899;

ZIN collection], near the border of Turkey and can be found in Rize Province.

Helops rossii Germar, 1817
(Color plate 1: 3, 4; Color plate 2: 15; Figs 24–28)

Kaszab, 1968: 460; Ferrer, Soldati, 1999: 64.

Material. 3♂, Turkey, Bursa Prov., Cumalikizik, 23–25.05.2008, on *Quercus cerris* (leg. I.V. Shokhin) (CN); 1♀ (CN), 5♂, 6♀ (ZDEU, in ethanol), Turkey, Istanbul Prov., Alem Dağ, near Ömerli, 150–170 m, 41°05'13.6"N / 29°22'10.0"E, 10.04.2014, on *Quercus robur* (leg. M.V. and S.V. Nabozhenko, B. Keskin).



Figs 24–28. *Helops rossii*, male genitalia and terminalia.

24 – aedeagus, ventral view; 25 – median piece (penis); 26 – aedeagus, lateral view; 27 – lobe of gastral spicula, lateral view; 28 – male inner sternite VIII, dorsally.

Рис. 24–28. *Helops rossii*, гениталии и терминалии самца.

24 – эдеагус вентрально; 25 – пенис; 26 – эдеагус латерально; 27 – лопасть гастральной спикулы, латерально; 28 – VIII внутренний стернит самца, дорсально.

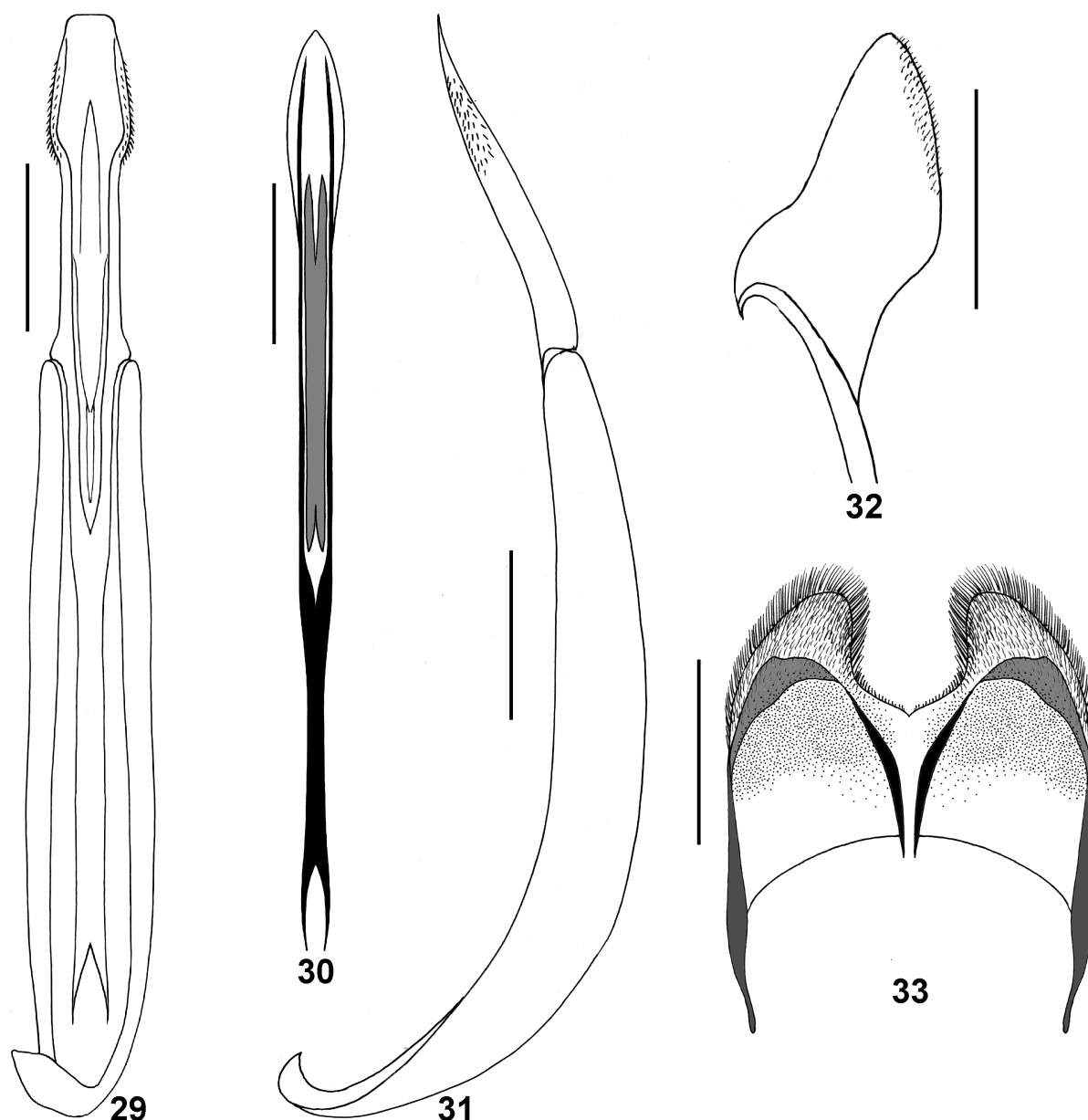
Notes. Ferrer and Soldati [1999] listed this species for Yarpuz (Antalya Province). We collected only numerous *Helops glabriventris* in this place. This record must be supported by additional material.

Distribution. Southern Europe from France to European part of Turkey, North Western Anatolia.

Helops glabriventris glabriventris Reitter, 1885
(Color plate 1: 5, 6; Color plate 2: 16; Figs 29–33)

Reitter, 1885: 382; Seidlitz, 1896: 702; Reitter, 1922: 31; Ferrer, Soldati, 1999: 64.

Material. 3♂, 1♀, Turkey, İzmir Prov., Balçova District, 38°22.108'N / 27°1.934'E, 150 m, 2.03.1996 (leg. B. Keskin) (ZDEU); 1♂, 1♀, Turkey, Muğla Prov., Fethiye District, 1.07.1997 (leg. D. Keith) (ZDEU); 1♂, 1♀, Turkey, Antalya Prov., Akşeki, İrmazan Pass, 27.05.2001 (leg. Snižek) (VT); 1♂, Turkey, Mersin Prov., N Erdemli, 28.05.2001 (coll. P. Bialooki) (VT); 1♀, Turkey, Mersin Prov., Orta Toroslar, 700 m, 8 km N Erdemli, 2.04.2004 (N. Rahmé, L. Nádai, K. Székely) (HNHM); 1♂, 2♀, Turkey, Muğla Prov., Babadağ Mts., Fethiye District, above Ovacık, 1300 m, on *Cedrus libani*, 13–15.04.2008 (leg. M.V. Nabozhenko, B. Keskin) (CN); 2♂, 2♀, Turkey, Isparta Prov., Davraz Dağı, 37°48'744"N / 30°46'912"E, 1586 m, 11.05.2009 (leg. M.V. and S.V. Nabozhenko, B. Keskin) (CN); 11♂, 7♀ (CN), 4♂, 3♀ (ZDEU), Turkey, Antalya Prov., Akseki District, Yarpuz Pass, 37°10'246"N / 31°55'324"E, 1821 m, 15.05.2009, on *Abies cilicica* and *Juniperus excelsa* (leg. M.V. and S.V. Nabozhenko, B. Keskin); 5♂, 3♀ (CN), 4♂ (ZDEU), Turkey, Konya Prov., Kartal Dağı, Hadim District, Küplüce, 36°59'081"N / 32°43'102"E, 1688 m, 16.05.2009 (leg. M.V. and S.V. Nabozhenko, B. Keskin);



Figs 29–33. *Helops glabriventris glabriventris*, male genitalia and terminalia.

29 – aedeagus, ventral view; 30 – median piece (penis); 31 – aedeagus, lateral view; 32 – lobe of gastral spicula, lateral view; 33 – male inner sternite VIII, ventrally.

Рис. 29–33. *Helops glabriventris glabriventris*, гениталии и терминалии самца.

29 – эдеагус вентрально; 30 – пенис; 31 – эдеагус латерально; 32 – лопасть гастральной спикулы, латерально; 33 – VIII внутренний стернит самца, вентрально.

4♂, Turkey, Antalya Prov., Akseki District, 11.07.2011 (leg. A. Üzüm, R. Kundrata) (ZDEU); 1♀, Turkey, İzmir Prov., Buca District, Kaynaklar, 38°21.808'N / 27° 18.503'E, 150 m, 30.04.2015 (leg. B. Keskin) (ZDEU).

Distribution. Greece (Euboea) [Kühnelt, 1965], Turkey (Western Taurus Mountains from Mugla to Göksun River, one population is known from Mersin Province (Erdemli); İzmir Province).

Helops cyanipes Allard, 1877

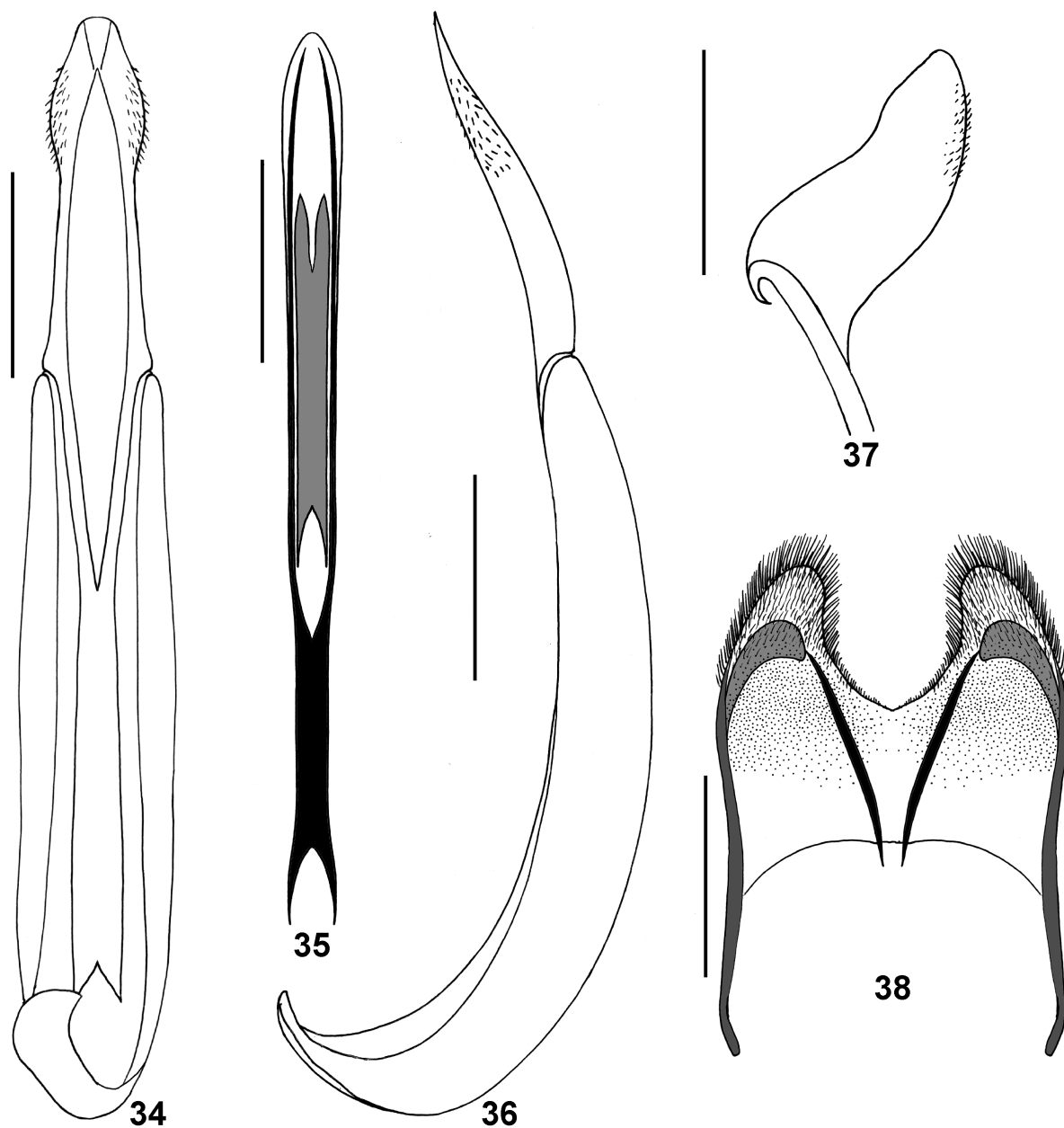
(Color plate 2: 7, 8, 12, 17; Figs 34–38)

Allard, 1877: 256; Seidlitz, 1896: 701 (*Helops (Anteros)*); Reitter, 1902: 209 (*Helops (Raiboscelis)*); Reitter, 1922: 31 (*Helops*

(*Mesohelops*)); Kaszab, 1968: 460; Ferrer, Soldati, 1999: 64 (*Helops (Mesohelops)*).

= *carinimentum* Reitter, 1885: 383.

Material. 1♀, Turkey, Mersin Prov., Namrun (Çamliyayla), 18.07.1984 (leg. C. Can) (ZDEU); 2♂, 3♀, Turkey, Mersin Prov., Tarsus, E of Çamliyayla, 30.05.2001 (leg. Snižek) (VT); 1♂, Turkey, Hatay Prov., Topaktaş, 36°49'N / 36°20'E, 1170 m, 21–22.07.2006 (leg. R. Królik) (AL); 1♀, Turkey, Mersin Prov., above Arslanköy, 1800 m, 16.04.2007, on *Abies cilicica* (leg. M.V. Nabozhenko) (CN); 1♂, 1♀, Turkey, Mersin Prov., Güzeloluk, 1400 m, 16–18.05.2008 (leg. I.V. Shokhin) (CN); 2♂, 1♀, Turkey, Mersin Prov., above Arslanköy, 1800 m, 18.05.2009, on *Abies cilicica* (leg. M.V. and S.V. Nabozhenko, B. Keskin) (ZDEU); 1♂ (CN), 3♂, 1♀ (ZDEU), Turkey, Mersin Prov., Çamliyayla, 37°10'307"N / 34°31'239"E, 1900 m, 18.05.2009 (leg. M.V. and S.V. Nabozhenko, B. Keskin); 1♂, 1♀, Turkey, Hatay Prov., W Antakya, S Amanos Dağları, 36°18'36.6"N /



Figs 34–38. *Helops cyanipes*, male genitalia and terminalia.

34 – aedeagus, ventral view; 35 – median piece (penis); 36 – aedeagus, lateral view; 37 – lobe of gastral spicula, lateral view; 38 – male inner sternite VIII, ventrally.

Рис. 34–38. *Helops cyanipes*, гениталии и терминалии самца.

34 – эдеагус вентрально; 35 – пенис; 36 – эдеагус латерально; 37 – лопасть гастральной спиккулы, латерально; 38 – VIII внутренний стернит самца, вентрально.

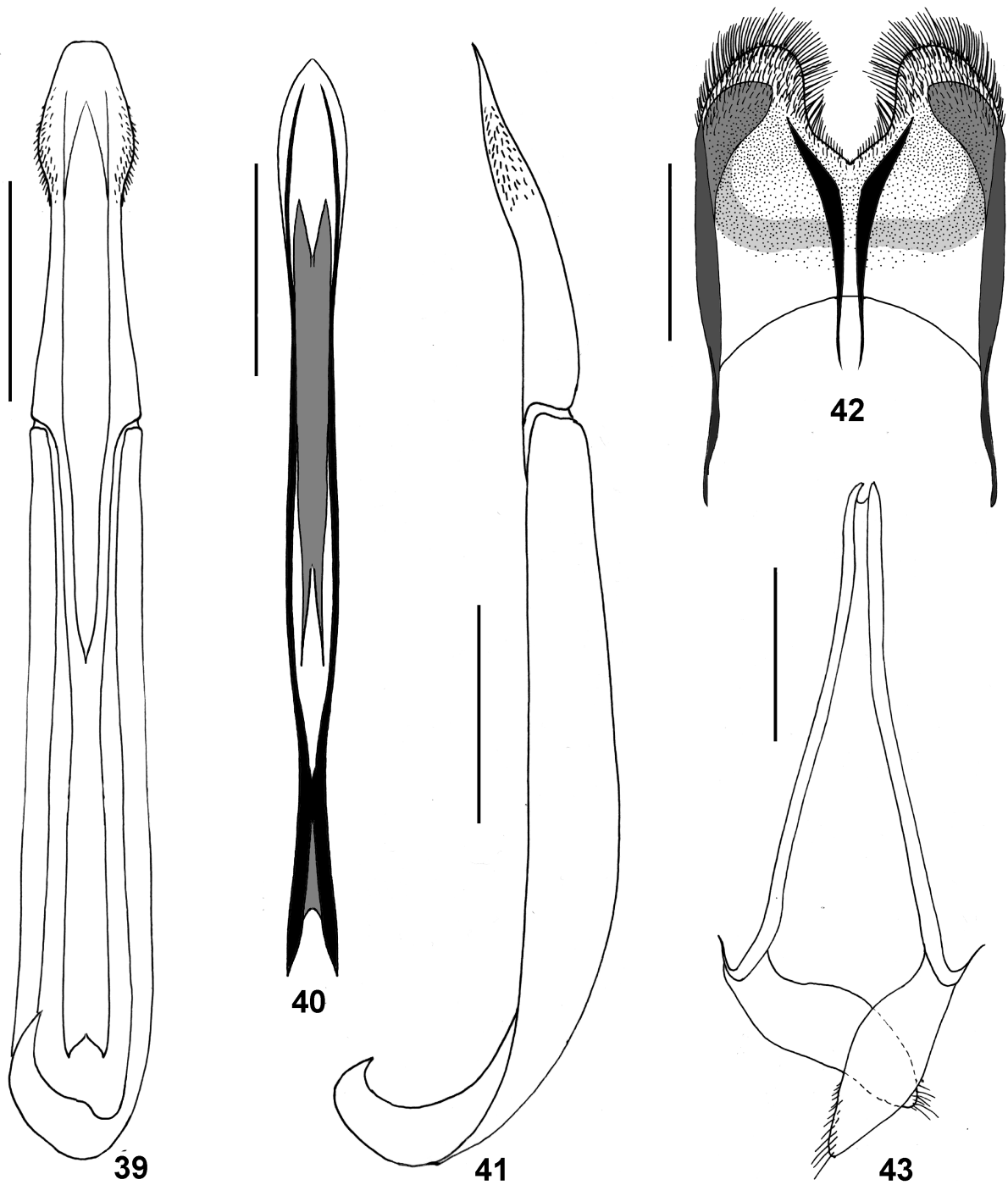
36°03'12.7"E, 1480 m, 18.05.2010 (leg. M.V. and S.V. Nabozhenko, B. Keskin) (CN); 1♂, Turkey, Gaziantep Prov., Islahiye District, W Tandır Köyü, Huzurlu Yaylası, 36°58'25.7"N / 36°29'14.2"E, 1730 m, 19.05.2010 (leg. M.V. and S.V. Nabozhenko, B. Keskin) (CN); 1♀, Turkey, Kahramanmaraş Prov., Göksun District, Püren Geçidi, 37°57'16.5"N / 36°33'36.2"E, 1404 m, 20.05.2010 (leg. M.V. and S.V. Nabozhenko, B. Keskin) (CN); 1♂, the same locality, 15.04.2014 (leg. B. Keskin) (ZDEU); 1♂, Turkey, Mersin Prov., Çamlıyayla District, Sibil, 30.05.2010 (leg. D.G. Kasatkin) (CN); 1♂, Turkey, Mersin Prov., Mut District, Sertavul Pass, 36°51.231'N / 33°17.889'E, 1450 m, 30.05.2011 (leg. B. Keskin) (ZDEU); 3♂, 3♀, Turkey, Mersin Prov., Erdemli District, Toros, 36°54.369'N / 34°6.119'E, 1735 m, 31.05.2011 (leg. B. Keskin) (ZDEU).

Distribution. Turkey (Central Taurus Mountains east of Göksun River, Amanos Mounthains), Syria, Lebanon, Israel [Koch, 1935; Finkel et al., 2002].

Helops punctatissimus sp. n.
(Color plate 2: 9, 11, 13, 18; Figs 39–43)

Material. Holotype, ♂ (will be deposited in ZIN): Turkey, Bitlis Prov., E Tatvan, 38°28'18.06"N / 42°19'13.54"E, 23.04.2009 (leg. M.V. and S.V. Nabozhenko).

Description. Male. Body black, moderately shiny, head and protibiae with very weak bluish shade. Head widest at eye level. Eyes large, strongly transverse. Head width 1.54 times width of interocular space. Outer margins of genae regularly rounded. Lateral margin of head with very weak and short sinuation between genae and frontoclypeus. Head with continuous depression between frons and frontoclypeus. Frons weakly convex.



Figs 39–43. *Helops punctatissimus* sp. n., male genitalia and terminalia.

39 – aedeagus, ventral view; 40 – median piece (penis); 41 – aedeagus, lateral view; 42 – male inner sternite VIII, ventrally; 43 – gastral spicula.

Рис. 39–43. *Helops punctatissimus* sp. n., гениталии и терминалии самца.

39 – эдеагус вентрально; 40 – пенис; 41 – эдеагус латерально; 42 – VIII внутренний стернит самца, вентрально; 43 – гастральная спикула.

Punctuation of head dorsally very coarse and dense (puncture diameter 3–4 times as long as interpuncture distance), punctures not merged; vertex with dense merged punctuation. Antennomeres long, with 3 apical antennomeres extending beyond base of pronotum, antennomeres 2–8 with blue shine, antennomeres 1 and 9–11 black.

Pronotum weakly transverse (1.14 times wide as long), cordiform, widest before middle, 1.6 times wider than head. Lateral margins weakly rounded, emarginated in basal quarter. Anterior margin weakly broadly emarginated, base straight.

Anterior angles weakly obtuse, posterior ones right. Disc of pronotum regularly convex, without impressions, all margins with simple, not thickened bead (excluding middle of anterior and basal margins, where bead more widened). Punctuation of disc the same as on head, sparser at middle and merged on side, punctures round. Outer margins of prothoracic hypomera not flattened; hypomera with coarse, very dense not merged punctures, without wrinkles. Prosternal process smooth, without punctuation, beaded, with short cone apically.

Elytra elongate (1.6 times as long as wide), 1.2 times wider and 2.24 times longer than pronotum, 1.96 times wider than head. Elytral interstriae flat, with dense punctation (puncture diameter subequal to distance between punctures) of small deep punctures and sparse, not depressed transverse wrinkles. Strial punctures round, deep, not connecting. Epipleura not impressed, with very coarse irregular wrinkles.

Meso- and metaventrite, mesepimera, mes- and metepisterna with very dense and coarse merged punctation. Abdominal ventrites with very dense punctation, from coarse on 1th ventrite to fine on 5th ventrite, without wrinkles. Ventrite 5 completely beaded.

Pro- and mesotibiae curved, weakly club-shaped, with very dense brush of long black setae on inner side. Protibiae longitudinally impressed along middle of inner side. Tarsi with dense brush of black hairs on ventral side. Protarsi transverse, mesotarsi longitudinal.

Body length 15 mm, width 5.7 mm.

Etymology. The name is translated from Latin as “densely punctated”.

Differential diagnosis. This new species is similar to *Helops caeruleus*, from which it differs in the structure of elytral striae (in *Helops caeruleus* strial punctures are connected to continuous grooves, in *H. punctatissimus* sp. n. strial punctures consist of not merged round punctures), less elevated protrusion on mentum, which weakly visible at lateral view, denser and coarser punctation and black colour of the body.

Key to species of the genus *Helops* of Turkey

- 1(2). Prothoracic hypomera with coarse irregular wrinkles. Elytra with strongly depressed coarse and dense transverse wrinkles, rarely without depressed wrinkles (population from Kartal Dağ, Konya). Frons strongly convex, transverse depression between frons and frontoclypeus divided into two lateral impressions by frons *H. glabriventris*
- 2(1). Prothoracic hypomera with coarse, sometimes merged punctures. Elytra without wrinkles or with weakly depressed wrinkles. Frons weakly convex, transverse depression between frons and frontoclypeus continuous.
- 3(7). Head with long recumbent reddish or white hairs.
- 5(6). Elytral interstriae flat. Scutellum with short recumbent setae. Pronotum with acute posterior angles *H. caeruleus stevenii*
- 6(5). Elytral interstriae convex. Scutellum not setated. Pronotum with obtuse or right posterior angles *H. rossii*
- 7(3). Head only with very short fine setae.
- 8(9). Protrusion of mentum strongly elevated and distinctly visible at lateral view. Punctation of elytral interstriae fine and sparse, punctures at apical half 3–4 times shorter than strial punctures. Punctation of femora and tibiae moderately coarse, not dense, puncture diameter equal or less than interpuncture distance *H. cyanipes*
- 9(8). Protrusion of mentum strongly elevated and distinctly visible at lateral view. Punctation of elytral interstriae coarser and denser, punctures at apical half subequal to strial punctures. Punctation of femora and tibiae very dense and coarse, puncture diameter 2–3 times as long as interpuncture distance *H. punctatissimus* sp. n.

Acknowledgements

The authors are much obliged to Svetlana Nabozhenko, Igor Shokhin (Institute of Arid Zones of Southern Scientific Centre of the Russian Academy of Sciences, Rostov-on-Don, Russia) and Denis Kasatkin (Rostov Branch of All-Russian Center for Plant Quarantine, Rostov-on-Don, Russia) for their help in collecting beetles during expeditions, to Denis Kasatkin for preparation of photographs, to Vladimír Tichý (Třeboň, Czech Republic) for the paper of C. Koch and provided material, to Mark Volkovitch (ZIN), Ottó Merkl (HNHM), Andrzej Lason (Białystok, Poland) for provided material.

This work was supported by grant from the Russian Foundation for Basic Research 15-04-02971A for the first author and by Ege University Research Found projects of 2013 BIL 010 and 2009 BIL 005 for the second author.

References

- Abdurakhmanov G.M., Nabozhenko M.V. 2011. Opredelitel' i katalog zhukov-chernetelok (Coleoptera: Tenebrionidae s. str.) Kavkaza i yuga evropeyskoy chasti Rossii [Keys and catalogue to darkling beetles (Coleoptera: Tenebrionidae s. str.) of the Caucasus and south of European part of Russia]. Moscow: KMK Scientific Press Ltd. 361 p. (in Russian).
- Allard E. 1876. Revision des Helopines vrais de Lacordaire. *L'Abeille, Journal d'Entomologie*. 14: 1–80.
- Allard E. 1877. Révision des Helopides vrais. *Mitteilungen der Schweizerischen Entomologischen Gesellschaft*. 5: 13–268.
- Antoine M. 1949. Notes d'entomologie Marocaine XLIV. Matériaux pour l'étude des Helopinae du Maroc (Col. Tenebrionides). *Bulletin de la Société des Sciences Naturelles du Maroc*. 1945–1947. 25–27: 123–162.
- Ardoin P. 1958. Contribution à l'étude des Helopinae de France (Col., Tenebrionidae). *Annales de la Société Entomologique de France*. 127: 9–49.
- Bellavista M., Sparacio I. 2012. Forest-ecological aspects of the genus *Allardius* Ragusa, 1898 (Coleoptera Tenebrionidae) in Sicily and Sardinia. *Biodiversity Journal*. 3(4): 487–492.
- Bogatchev A.V. 1949. New species of Tenebrionidae of Azerbaijan and other regions of the Palaearctic. *Doklady Akademii nauk Azerbaydzhanskoy SSR*. 5(1): 38–41 (in Russian).
- Byzova Y.B., Gilyarov M.S. 1956. Soil dwelling larvae of the tribe Helopini (Coleoptera, Tenebrionidae). *Zoologicheskyy Zhurnal*. 35: 1493–1509 (in Russian).
- Cherney L.S. 2005. Fauna Ukrainy. Zhuki-chernetelki (Coleoptera, Tenebrionidae) [Fauna of the Ukraine. Darkling beetles (Coleoptera, Tenebrionidae)]. Vol. 19. Kiev: Naukova dumka. 430 p. (in Russian).
- Español F. 1963. Helopinae de la zona Mediterranea de Maruecos. *Eos*. 29: 71–83.
- Ferrer J., Soldati L. 1999. Contribution à l'étude des Tenebrionidae de Turquie (Insecta, Coleoptera). *Entomofauna*. 20: 53–92.
- Finkel M., Chikatunov V., Nevo E. 2002. Coleoptera of “Evolution Canyon” II: Lower Nahal Keziv, Western Upper Galilee, Israel. Sofia – Moscow: Pensoft. 270 p.
- Gebien H. 1943. Katalog der Tenebrioniden. Teil. 3. Mitteilungen der Münchner Entomologischen Gesellschaft. 33: 399–430 (778–809), 895–926 (810–841).
- Grimm R. 1991. Tenebrioniden von der Insel Zypern (Insecta: Coleoptera). *Bioscosme Mésogéen*. 8: 15–49.
- Hellrigl K., Deiaco C., von Mörl G. 2012. Zum Vorkommen der Helopini Latreille 1802 (Coleoptera: Tenebrionidae) in der Region Südtirol-Trentino (N-Italien). *Forest observer*. 6: 273–310.
- Kaszab Z. 1968. Ergebnisse zoologischer Sammelreisen in der Türkei Coleoptera: Tenebrionidae. *Annalen des Naturhistorischen Museums in Wien*. 72: 451–463.
- Koch C. 1935. Wissenschaftliche Ergebnisse der entomologischen Expedition seiner durchlaucht des fuersten Alexander C. della Torre e Tasso in Palestina. I. Tenebrionidae (Coleoptera). *Bulletin de la Société Royale Entomologique d'Egypte*. 19: 262–288.
- Kühnel W. 1965. Catalogus faunae Graeciae. Pars I. Tenebrionidae. Athènes: To VOUNO. 60 p.

- Küster H.C. 1850. Die Käfer Europa's. Nach der Natur Beschrieben. Einundzwanzigstes Heft. Nürnberg: Bauer & Raspe. 4 + 100 p., 2 pls.
- Küster H.C. 1851. Die Käfer Europa's. Nach der Natur Beschrieben. Zweiundzwanzigstes Heft. Nürnberg: Bauer & Raspe. 2 + 100 p., 3 pls.
- Laporte F.L.N. De Caumont De Castelnau. 1840. Histoire naturelle des Insectes Coléoptères avec une introduction renfermant l'anatomie et la physiologie des animaux articulés, par M. Brullé. Tome deuxième. Paris: P. Duménil. 563 + [1] p., pis. 20–37.
- Nabozhenko M.V., Bouchard P., Löbl I. 2008. Case 3422. *Helops* Fabricius, 1775 (Insecta, Coleoptera, Tenebrionidae): proposed conservation of usage by designation of *Tenebrio caeruleus* Linnaeus, 1758 as the type species. *Bulletin of Zoological Nomenclature*. 65(1): 27–29.
- Nabozhenko M.V., Lebedeva N.V., Nabozhenko S.V., Lebedev V.D. 2016a. The taxocene of lichen-feeding darkling beetles (Coleoptera, Tenebrionidae: Helopini) in a forest-steppe ecotone. *Entomological Review*. 96(1): 101–113.
- Nabozhenko M.V., Löbl I. 2008. Tribe Helopini Latreille, 1802. In: Catalogue of Palaearctic Coleoptera. Vol. 5. Tenebrionoidea. (I. Löbl, A. Smetana eds). Stenstrup: Apollo Books: 241–257.
- Nabozhenko M.V., Nikitsky N.B., Aalbu R. 2016b. Contributions to the knowledge of North American tenebrionids of the subtribe *Cylindrinotina* (Coleoptera: Tenebrionidae: Helopini). *Zootaxa*. 4136(1): 155–164.
- Pardo Alcaide A. 1942. Observaciones sobre la ninfosis del *Helops magnificus* Esc. (Col. Tenebr.). *Boletín de la Real Sociedad Española de Historia Natural*. 40: 503–506.
- Picka J. 1984. Zur Faunistik und Taxonomie der Tenebrionidae (Coleoptera) der Insel Kreta. *Türkiye bitki koruma dergisi*. 8: 17–31.
- Purcharth L., Nabozhenko M.V. 2012. Description of larva and pupa of the genus *Deretus* (Coleoptera: Tenebrionidae) with key to the larvae of the tribe Helopini. *Acta Entomologica Musei Nationalis Pragae*. 52 (Supplementum 2): 295–302.
- Radde G.I. 1899. Collection of the Caucasian Museum. Vol. 1. Zoology. Tiflis: Typography of the Office of the Chief Civil Servant in the Caucasus. 520 p.
- Reitter E. 1885. Neue Coleopteren aus Europa und den angrenzenden Ländern, mit Bemerkungen über bekannte Arten. *Deutsche Entomologische Zeitschrift*. 29: 353–397.
- Reitter E. 1902. Verschiedenes über die Coleopteren der Tenebrioniden-Abteilung Helopina. *Deutsche Entomologische Zeitschrift*. 1901: 209–224.
- Reitter E. 1922. Bestimmungstabelle der palaearktischen Helopinae (Col. Tenebrionidae). *Wiener Entomologische Zeitung*. 39: 1–44, 113–171.
- Seidlitz G. von. 1896. Tenebrionidae. In: Kiesenwetter H. von, Seidlitz G. von. Naturgeschichte der Insecten Deutschlands. Erste Abteilung Coleoptera. Funfter Band. Erste Hälfte. Berlin: Nicolaische Verlags-Buchhandlung: 609–800.

Received / Поступила: 13.05.2017

Accepted / Принята: 7.07.2017