

## Late Miocene *Indarctos punjabiensis atticus* (Carnivora, Ursidae) in Ukraine with survey of *Indarctos* records from the former USSR

Gennady F. Baryshnikov

**ABSTRACT.** The detailed description of the latest Miocene (MN 13) maxillary fragment with P4-M2 of *Indarctos* bear from Ananiev in the southern Ukraine is given. The specimen is assigned to the subspecies *I. punjabiensis atticus* (Weithofer, 1888), **comb. nov.** A pronounced similarity revealed in tooth proportions and size between *I. p. atticus* and *I. oregonensis* from the North American late Miocene suggests *I. oregonensis* to be only a subspecies of *I. punjabiensis*. The *Indarctos* records from the territory of the former USSR are reviewed.

**KEY-WORDS:** *Indarctos*, Miocene, Europe.

Gennady F. Baryshnikov [G\_Baryshnikov@mail.ru], Zoological Institute, Russian Academy of Sciences, Universitetskaya nab. 1, Saint Petersburg 199034, Russia.

## *Indarctos punjabiensis atticus* (Carnivora, Ursidae) из позднего миоцена Украины и обзор находок *Indarctos* из бывшего СССР

Г.Ф. Барышников

**РЕЗЮМЕ.** Дано детальное описание фрагмента верхней челюсти с P4-M2 медведя рода *Indarctos* из местонахождения Ананьев на юге Украины, датированного концом миоцена (MN 13). Образец отнесен к подвиду *I. punjabiensis atticus* (Weithofer, 1888), **comb. nov.** Отмечено большое сходство пропорций и размеров зубов у *I. p. atticus* и *I. oregonensis* из позднего миоцена Северной Америки, позволяющее предположить, что *I. oregonensis* является лишь подвидом *I. punjabiensis*. Приведен обзор находок *Indarctos* с территории бывшего СССР.

**КЛЮЧЕВЫЕ СЛОВА:** *Indarctos*, миоцен, Европа.

### Introduction

The genus *Indarctos* Pilgrim, 1913 comprises extinct bears of moderate to large size, with short muzzle and plantigrade limbs. It demonstrates the Holarctic range. In the late Miocene, *Indarctos* has been distributed in Eurasia, northern Africa and North America (Petter & Thomas, 1986; Hunt, 1998).

Thenius (1959) has revised the composition of *Indarctos*, establishing two species for Eurasia: a comparatively small *I. arctoides* (Depéret, 1895) with subspecies *I. a. arctoides* and *I. a. vireti* Villalta et Crusafont Pairó, 1943, and a large *I. atticus* (Weithofer, 1888 ex Dames) with subspecies *I. a. atticus*, *I. a. punjabiensis* (Lydekker, 1884), and *I. a. lagrelii* (Zdansky, 1924). In addition, *I. oregonensis* Merriam, Stock et Moody, 1916 was described for North America. In this work, Thenius failed to ascertain the status of *I. anthracitis* (Weithofer, 1888), which was known by a single specimen of right mandible from Monte Bamboli (MN 13) in Italy.

Thenius' classification has been accepted by Petter & Thomas (1986). However, other authors recognize three *Indarctos* species in Europe, stratigraphically following one another (*I. vireti*, *I. arctoides*, *I. atticus*) (Crusafont Pairó & Kurtén, 1976; Beaumont, 1988; Roth & Morlo, 1997; Ginsburg, 1999).

Most researchers accept a single species for the Turolian of Eurasia, which was cited with different authorship: *I. atticus* (Dames, 1883), *I. atticus* (Dames in Weithofer, 1888), *I. atticus* (Weithofer, 1888 ex Dames), *I. atticus* (Weithofer, 1888).

Dames (1883: 132) described a fragment of mandible from Pikermi as *Hyaenarctos* sp. Later, Weithofer (1888: 231, Taf. 12, figs. 1, 2) established a new species, *Hyaenarctos atticus*, using the same material. Despite Weithofer (1888: 233) mentioned that he used the unpublished name proposed by Dames, he has to be treated as the author of this species, being the first who has published a suitable description (International Code of Zoological Nomenclature, 1999, Article 50.1).

Thenius (1959) considered *I. punjabiensis* from Hosnot, Siwaliks as a subspecies of *I. atticus*, an opinion that has been widely accepted (Petter & Thomas, 1986; Roth & Morlo, 1997; Roussiakis, 2001). As it is quite obvious that in such a case the species name *I. punjabiensis* (Lydekker, 1884) has the priority to *I. atticus* (Weithofer, 1888), the subspecies from Pikermi should be designated to *I. punjabiensis atticus* (Weithofer, 1888), **comb. nov.**

I accept two *Indarctos* species for Eurasia, considering *I. punjabiensis* as a direct descendent of earlier and more primitive *I. arctoides*. Petter & Thomas (1986)

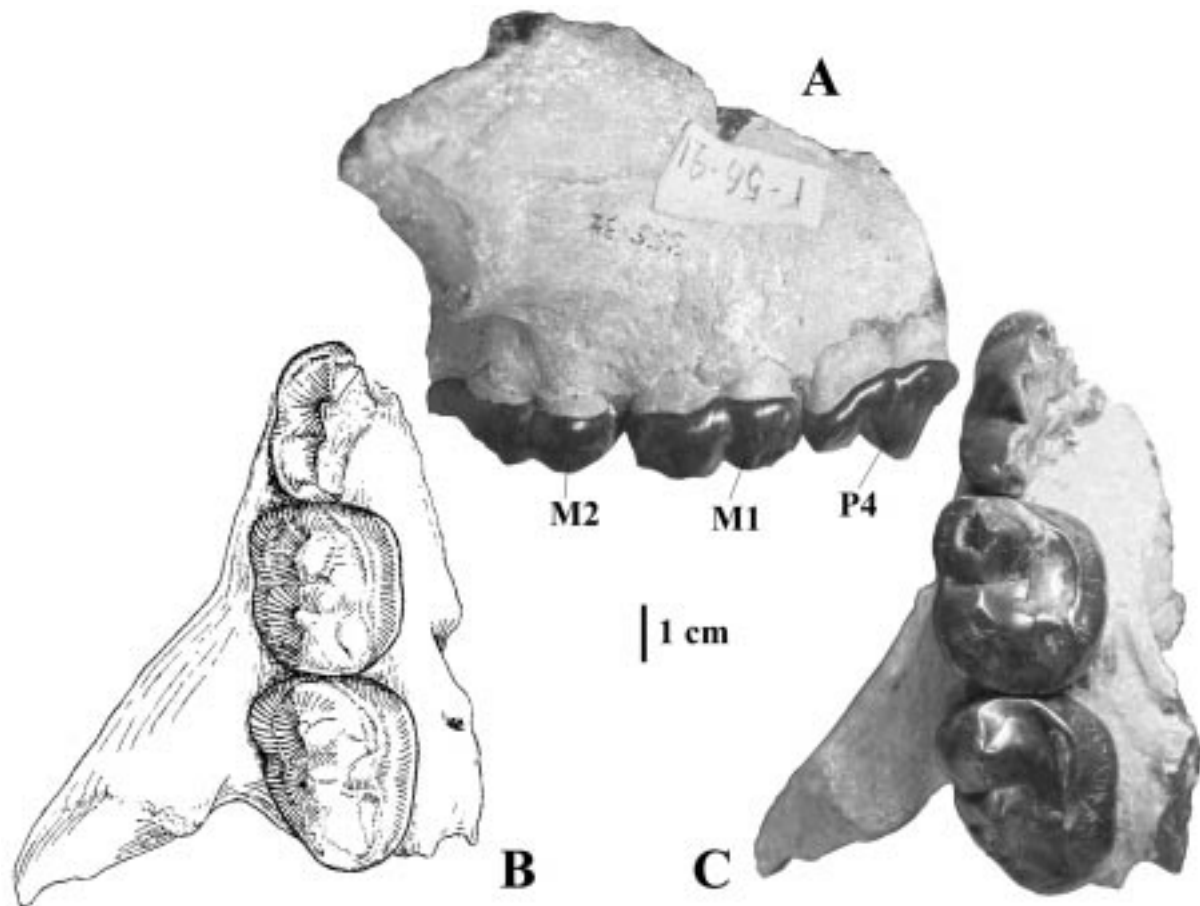


Figure 1. Right maxilla with P4-M2 of *Indarctos punjabiensis atticus* from Ananiev (PIN 355-92) in lateral (A) and ventral (B, C) views.

observed the similarity of *I. anthracitis* and *I. arctoides*. Presumably, *I. anthracitis* constitutes a deviated (insular?) subspecies of *I. arctoides*.

The collections on the genus *Indarctos* remain mostly unstudied in the republics of the former USSR with exception for Moldova (Lungu & Chemyrta, 1996). An old finding from the Ukraine is kept in the Paleontological Institute, Russian Academy of Sciences, Moscow (PIN). It represents a maxillary fragment, which drawing has been published and determined as *Indarctos* sp. (Dubrovo, 1962: fig. 235). Here I present a more detailed study of this specimen.

### Locality and material

The *Indarctos* specimen has been found by geologist A.K. Alexeev near Ananiev City in Odessa Province in the southern part of Ukraine. Stratigraphical position of this find is unknown. Most probably, it originates from the level (Balta layers?) where cervids *Neomegaloceros gracilis* Korotkevich, 1971 and *Procapreolus* cf. *cusanus* (Croizet et Jobert, 1928) have been determined. This species association allows the locality to be dated as the latest Miocene (late Turolian, MN 13) (Vislobokova, 1990).

The material examined represents a fragment of right maxilla with P4-M2 (PIN 355-92), which retains a root of the zygomatic arch (Fig. 1). Bone tissue is dense, being colored in pale gray. Tooth enamel is dark fuscous with greenish tint. The inner portion of P4 is missing.

For comparison, the cheek teeth M1 and M2 from the type specimen of *I. arctoides* (UCBL 210184) in the collection of Université Claude-Bernard Lyon 1 (UCBL), Villeurbanne, France, have been used.

Tooth dimensions were taken with dial calipers with accuracy up to 0.1 mm.

### Description

The thick anterior root of the zygomatic arch is situated between centers of M1 and M2. Its height is 48.5 mm, width is 22 mm. The ridge-shaped lower edge of the anterior zygomatic root turns into a widening similar to that in *Arctodus*. A trace of the infraorbital canal implies that it was long (46 mm) and opened above the posterior part of P4, as in *I. p. atticus* from Samos (Helbing, 1932: Taf. I, 3) and Samos II (Thenius, 1959: Abb. 5). The posterior palatine foramina (major and minor) are observed. The major opening is large, locating near the middle of M1, like in other *Indarctos* specimens.

TABLE 1. SIZE OF CHEEK TEETH IN *INDARCTOS*.

Measurements, mm	<i>I. punjabiensis atticus</i>		<i>I. punjabiensis orego</i>	
	Ananiev, PIN 355-92	Samos (Helbing, 1932; Thenius, 1957)	Rattlesnake, Oregon (Merriam et al., 1916)	Witt Riv (Wc
Length of P4-M2	92.6	–		
<b>P4</b>				
Greatest length	30.7	29.1, 29.5	31.7	
Length of paracone	19.8	–	–	
<b>M1</b>				
Greatest length	31.6	29.0, 28.3		
Length of frontal part	15.5	–		
Length of caudal part	16.0	–		
Length of paracone	11.1	–		
Length of metacone	10.4	–		
Greatest width	27.7	28.5, 26.2		
<b>M2</b>				
Greatest length	35.3	34.0, 30.0	35.3	
Length of paracone	13.5	–	13.8	
Length of metacone	13.7	–	–	
Width of frontal part	27.2	26.0, 26.5	26.8	
Width of caudal part	21.3	–	17.6	
<b>Index (%)</b>				
Width M2/length M2	77.0	76.5, 88.3	75.9	

\* Measurements taken on Wolff's figure 2.

The cheek teeth are large, their labial edges are forming an arch. The tooth row P4-M2 is 92.6 mm in length (Tab. 1). The cusps in M1 and M2 are worn apically. In M1 the lingual cusps are worn; a large horizontal wear facet resembles that in recent *Ursus arctos* L., 1758 as well as in other bears consuming vegetarian food.

The ratio between the length of each tooth in the row P4-M1-M2 and a total row length (31.4-32.4-36.2%) differs from that in *I. p. atticus* from Samos II (33.6-32.2-34.2%), which I have calculated using the measurements of Thenius (1959), in a relatively shorter carnassial tooth P4 in PIN 355-92, whereas M2 is longer.

In P4 the lingual portion is missing. The tooth is high (15.6 mm); its height is more than half of its greatest length. A small parastyle is developed; it is placed close to the paracone and shifted lingually relative to the anterior ridge of the later cusp. The paracone occupies a greater part of the crown labial side. It markedly exceeds the metastylar blade (metacone + metastyle) in height and separated from it by the carnassial notch. The shearing blade constitutes 35.2% of the tooth greatest length. The cingulum is well developed in the anterior half of the crown, being weakly marked in its labial edge. The tooth has three roots.

M1 is nearly quadrate, being only slightly longer than wide. Both the outer and inner sides of the crown are approximately equal in length. The tooth is wider in the anterior part than in posterior one. The paracone and metacone have an outline of high three ridged domes. These cusps are similar in basal area and height. The parastyle is miniature, the metastyle is longer. The inner wall of the paracone is steep, that of the metacone is gently sloping. The lingual cusps are heavily worn. The trigon basin is in the shape of a narrow longitudinal valley closed anteriorly by the preprotocrista. The labial cingulum is weakly developed. The lingual cingulum is expanded anteriorly into a shelf, forming the anterolingual corner of the tooth. The enamel below the cingulum is ornamented with vertical crenulations.

M2 is somewhat longer than M1. The crown is widened in the anterior part, however the tooth is longer than wide. The parastyle is absent. The paracone and metacone are high three-edged cusps; the paracone is larger than the metacone. The trigon basin is narrow, without crenulations. M2 is in the initial stage of wear, so that the ridge-like protocone and conical metaconule placed behind it may be distinguished. The talon is small, in shape of a plateau declined posteriorly.

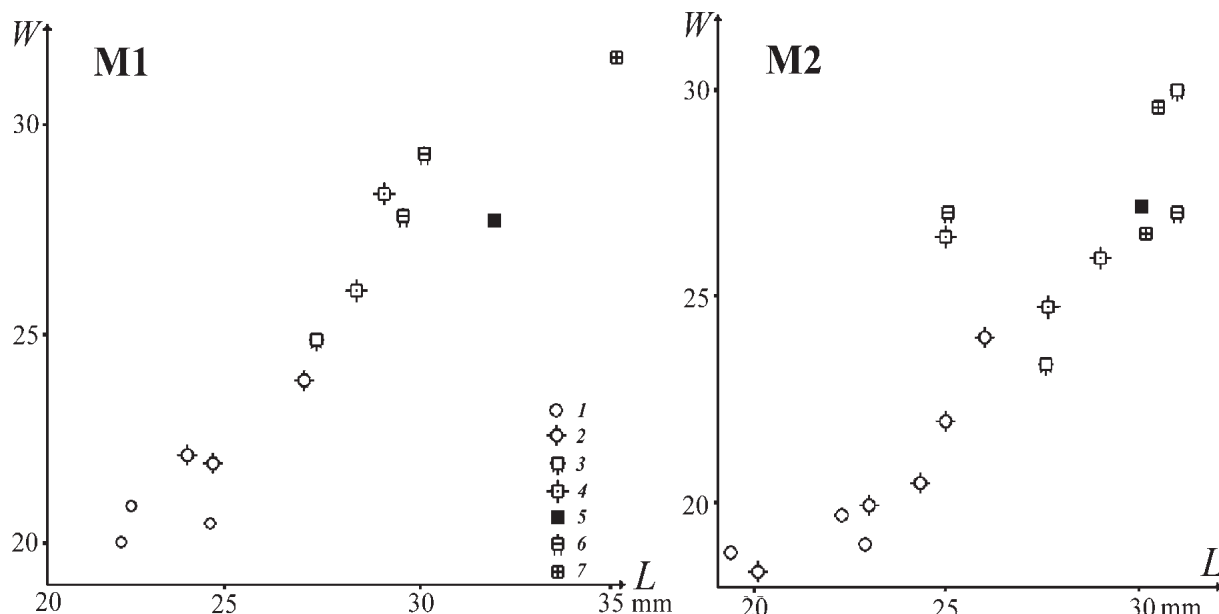


Figure 2. Length (L) and width (W) of M1 and M2 of the *Indarctos* specimens (from Petter & Thomas (1986) with modifications).

1 — *I. arctoides vireti* (Can Llobateres, Otovaska), 2 — *I. arctoides arctoides* (Montredon, Orignac, Gau-Weinheim, Küçükçekmeçe), 3 — *I. punjabiensis lagrelii* (Paote), 4 — *I. punjabiensis atticus* (Samos, Dorn-Dürkheim 1), 5 — *I. punjabiensis atticus* (Ananiev), 6 — *I. punjabiensis punjabiensis* (Hasnot), 7 — *I. punjabiensis oregonensis* (Rattlesnake, Withlacoochee River).

A poorly distinct ridge runs along its margin. The weak labial cingulum is developed at the bases of paracone and metacone. The lingual cingulum is complete, widened near the protocone. Vertical crenulations are present on the enamel.

## Comparison

The specimen PIN 355-92 may be assigned to the genus *Indarctos* by the following characters: P4 with a small parastyle, M1 shorter than M2, and M2 with a talon developed that makes this tooth longer than wide. In contrast, the genus *Agriotherium* Wagner, 1837, as well characterizing by robust cheek teeth, has larger parastyle of P4, M1 longer than M2, and talon of M2 undeveloped making this tooth wider than long (Hendey, 1980).

Dimensions of the Ananiev cheek teeth pronouncedly exceed those of *I. arctoides* (Tab. 1; see also Crusafont Pairó & Kurtén, 1976). In a scatter plot diagram, demonstrating ratio between length and width for M1 and M2 (Fig. 2), PIN 355-92 is distributed into the space of *I. p. atticus* from Samos and *I. p. punjabiensis* from Hosnot, Siwaliks.

Therefore, judging from the characters of the cheek teeth, PIN 355-92 belongs to *I. punjabiensis*. The dimensions of its P4 and M2 are virtually the same as in the type material of *I. oregonensis* described from Rattlesnake Formation, East Fork of John Day River in Oregon (Merriam *et al.*, 1916: figs. 4, 8, 9). In another specimen of *I. oregonensis* from Withlacoochee River in Florida, these teeth are larger (Wolff, 1978: fig. 2). However, I failed to find any sufficient morphological difference between those specimens and the specimen from Ananiev, with except of more robust parastyle of P4 in the North American individuals. On the other hand, the later character is variable, which makes it unsuitable for species diagnostics. Thus it seems quite possible that a single species, *I. punjabi-*

*ensis*, inhabited Eurasia and North America in the latest Miocene. This Eurasian aborigine might migrate to North America forming in middle Hemphillian (MN 13; see Hunt, 1998) the subspecies *I. p. oregonensis* Merriam, Stock et Moody, 1916.

*I. punjabiensis* pronouncedly varies in cheek teeth dimensions (Petter & Thomas, 1986), that might be explained by considerable size distinctions between males and females. In the greatest length of M2, PIN 355-92 exceeds the samples from Samos and Samos II in Greece (Helbing, 1932; Thenius, 1959) as well as from Dorn-Dürkheim 1 in Germany (Roth & Morlo, 1997). The Ananiev specimen could be assigned to a male.

*Indarctos* reveals some tendencies to evolutionary modification of upper cheek teeth. Among the European representatives, the increasing of cheek teeth size is traced from early subspecies *I. a. vireti* (Can Llobateres) to *I. a. arctoides* (Montredon, Orignac), resulting in robust teeth in *I. p. atticus* (Samos) (Crusafont Pairó & Kurtén, 1976). The largest cheek teeth are observed in the latest North American subspecies *I. p. oregonensis* (see Tab. 1).

M2 is changed in proportions. In *I. a. vireti*, the tooth is considerably narrow. Its greatest width constitutes in average 70.15% (n=2) of its greatest length. M2 becomes wider in *I. a. arctoides* (75.13%, n=3), reaching the maximum width in younger bears, *I. p. atticus* (80.20%, n=3), *I. p. punjabiensis* (77.1%, n=1), and *I. p. oregonensis* (78.63%, n=3) (Pilgrim, 1914; Merriam *et al.*, 1916; Crusafont Pairó & Kurtén, 1976; Wolff, 1978; Roth & Morlo, 1997). Extremely narrow tooth (71.8%, n=1) was observed in subspecies *I. p. lagrelii* from China (Paote) (Zdansky, 1924). The recent ursids are characterized by development of the elongated talon of M2 formed by expansion of the posterior cingulum into a shelf. It has first appeared in latest species of the genus *Ursavus* Schlosser, 1899, provoking relative decreasing of M2 width in *U. dep-*



*ereti* Schlosser, 1902 (71.70%, n=2) from the late Miocene as compared with that in *U. elmensis* Stehlin, 1917 (95.78%, n=5) from the early Miocene (Dehm, 1950; Crusafont Pairó & Kurtén, 1976). Controversially, in *Indarctos*, M2 is increasing in width as a result of the talon reduction, the youngest representatives demonstrating the widest M2. The talon reduction is most pronounced in the genus *Agriotherium*, in which the tooth width commonly exceeding the length.

Hendey (1980) pointed out that the parastyle of P4 is stronger developed in stratigraphically younger representatives of *Indarctos*. Indeed, the parastyle is absent in archaic *I. a. vireti*, originating in *I. a. arctoides* and enlarging in *I. p. atticus* from Samos and Concud (Matthew, 1929; Helbing, 1932; Crusafont Pairó & Kurtén, 1976); it is especially robust in *I. p. punjabiensis* from Hosnot, Siwaliks (Pilgrim, 1914) and *I. oregonensis* from North America (Merriam *et al.*, 1916; Wolff, 1978).

The PIN 355-92, corresponding to tendencies of the *Indarctos* evolution in large size of teeth, comparatively wide M2, and rather developed parastyle of P4, may be attributed to the subspecies *I. p. atticus*. In Western Europe, this subspecies is known up to the middle Turolian (Concud, Valdecebro 5 in Spain, MN 12) (Roth & Morlo, 1997); therefore the find from Ananiev (MN 13) could be its latest record from Europe.

### Survey of *Indarctos* specimens from the former Soviet Union

The record of *Indarctos* fossils from the former USSR territory is scant.

The oldest record is a left maxilla with C1-M2 from Otovaska quarry near Kishinev in Moldova Republic, which was described as a new species, *Indarctos sarmaticum* (Lungu & Chemyrta, 1996: 185). The Otovaska theriofauna includes *Tetralophodon longirostris* (Kaup, 1832), *Aceratherium cf. incisivum* (Kaup, 1832), *Miotragocerus pannoniae* (Kretzoi, 1941) that makes it possible to attribute the specimen to middle Bessarabian = early Vallesian (MN 9). The biostratigraphical dating is ascertained by paleomagnetic evidence establishing the age of locality as 11.0–10.8 Ma (Pevzner *et al.*, 1987).

The cheek teeth are small (length/width, mm: P4 21.2/17.2, M1 22.3/20.0, M2 24.5/18.5). The anterior premolars are slightly reduced. P2-3 are two-rooted. P4 possesses a very small parastyle. M2 is elongated; the width constitutes 76% of its greatest length. Such a dentition corresponds to that of *I. arctoides vireti* from Can Llobateres (Crusafont Pairó & Kurtén, 1976). Despite *I. sarmaticum* Lungu et Chemyrta, 1996 is somewhat different in presence of a very small parastyle on P4 and comparatively wide M2, the species should be considered as a junior synonym of *I. a. vireti*.

All other finds are markedly younger. The incomplete skeleton of *Indarctos* has been found in Pavlodar (Gusinyi Perelet) in the northern Kazakhstan (Leonid Gaiduchenko, personal communication). The age of the locality was determined as the late Turolian (MN 13) (Vislobokova *et al.*, 2001). This material is still unstudied, however the stratigraphical position suggests its assigning to *I. punjabiensis*.

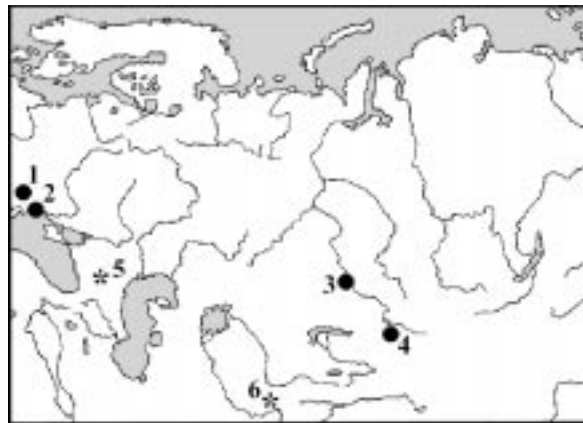


Figure 3. Distribution of *Indarctos* in the former USSR territory.

Black circles indicate the reliable finds, asterisks denote doubtful finds. *Indarctos arctoides vireti*: 1 — Otovaska; *Indarctos punjabiensis atticus*: 2 — Ananiev; *Indarctos* sp. (cf. *punjabiensis*): 3 — Pavlodar, 4 — Kalmakpai; *Indarctos* sp.: 5 — Kosyokino (*Agriotherium?*), 6 — Dzhetymtau.

*Indarctos* sp. has been recorded from Kalmakpai in the eastern Kazakhstan (Tleuberdina, 1988: 55). The Neogene deposits at Kalmakpai show normal magnetic polarity (Pevzner *et al.*, 1982). Recent investigations of fossil mammals from this locality attribute it to the latest Miocene (MN 13) (Vislobokova *et al.*, 2001).

Thus, the genus *Indarctos* has been restricted to the southern regions of former USSR (Fig. 3), where its representatives were recorded from the early Vallesian (Ootovaska) and late Turolian (Ananiev, Pavlodar, Kalmakpai).

Some data from published sources report the later finds of *Indarctos*. A right mandible (PIN 225-253) from Kosyokino in Northern Caucasus with the almost complete set of cheek teeth was figured in occlusal view and assigned to *Indarctos* sp. (Dubrovo, 1962: fig. 236). I was failed to examine this specimen. As a published drawing demonstrates, m2 is almost as long as m1, the metaconid of m1 is robust and shifted posteriorly that is characteristic of the genus *Agriotherium*. The entoconid of m1 is single. It is unclear from illustration whether any supplementary cusplet is placed between protoconid and hypoconid that is typical of *Indarctos* (Helbing, 1932: fig. 3). The prehypocristid on m1 is directed to the labial edge of protoconid that is not corresponding to its location in *Agriotherium* (Qiu & Schmidt-Kittler, 1983). These peculiarities preclude exact attribution of PIN 225-253, but it rather probably belongs to the genus *Agriotherium*.

The age of this find is uncertain. Recently, Kosyokino locality has been dated as early Pliocene (MN 15) (Vislobokova *et al.*, 2001). However the complex of alluvial depositions in this locality probably consists of several stratigraphical levels (Gabunia, 1959; Vereshchagin, 1959). The lowest level may contain reworked Miocene material that is testified by presence of *Amblycastor caucasicus* (Argyropulo, 1939) and *Dicerorhi-*

*nus orientalis* (Schlosser, 1921) in Kosyakino fauna. *Dicerorhinus orientalis* is the Asian analogue of the European *Dihoplus schleiermacheri* (Kaup, 1832), occurring in Europe till the end of Turolian (Guérin, 1980).

*Indarctos* sp. has also been mentioned in the faunistic list of the Dzhetymtau locality in Tajikistan (PIN 3748, determination of V.I. Zhegallo), being ascribed to the Pliocene (Dmitrieva & Nesmeyanov, 1982: 95). Because of the young age of this find it is necessary to verify its attribution to *Indarctos*.

Summarizing, it should be noted that presence of *Indarctos* in the Pliocene is not reliably documented still.

## Conclusions

The genus *Indarctos* comprises two species. *I. arctoides* (Depéret, 1895) was found in Europe, northern Africa and Turkey, dating as the Vallesian (MN 9-11). *I. punjabiensis* (Lydekker, 1884) known from the Turolian (MN 10-13) had a Holarctic range, occurring in Europe, northern Africa, in the central, southern and eastern parts of Asia, and in North America.

*I. punjabiensis* distinguishes from *I. arctoides* in several derived characters of upper dentition: cheek teeth larger, anterior premolars P2-3 single-rooted and reduced in size, parastyle of P4 well developed, M2 comparatively wide.

Both species have been recorded from the territory of the former USSR. *I. arctoides* known only from one locality, whereas *I. punjabiensis* was distributed from the southern part of Ukraine to eastern Kazakhstan.

*I. punjabiensis* has been reconstructed as a very large bear, reaching 500 kg (Roth & Morlo, 1997). Its forelimb bones are very similar to those of recent *U. arctos* (Roussiakis, 2001) that suggest resemblance in the locomotion and mode of life in both bears. Judging from the dental morphology and tooth wear, *I. punjabiensis* has been omnivorous animal consuming largely plant food. It inhabited various, mainly savanna like landscapes. The palaeogeographic reconstruction based on the Ananiev assemblage of ungulates has indicated the presence of open territories with shrub thickets along the banks of rivers and lakes (Korotkevich, 1988). The large size, omnivory, and adaptation to various habitats have allowed *I. punjabiensis* to migrate through the Beringia to North America.

ACKNOWLEDGEMENTS. I thank Dr. A. Agadjanyan, Dr. I. Vislobokova, Dr. E. Mashchenko (Moscow) and Prof. C. Guérin (Lyon) for access to museum collections under their care. Dr. V. Eisenmann (Paris), Dr. A. Monguillon-Douillet (Les Roises), Dr. R. O'Leary (New York) and A. Rezvyi (St. Petersburg), helped me in obtaining necessary photocopies. Mrs. G. Baranova has kindly drawn the Figure 1B. My wife, Svetlana Baryshnikova assisted me in preparing the manuscript. I am grateful to Dr. A. Averianov for valuable advice.

## References

Beaumont G. de. 1988. Contributions à l'étude du gisement

- Miocène supérieur de Montredon (Hérault). Les grands mammifères. 2 — Les Carnivores // Palaeovertebrata. Mémoire extraordinaire. P.15–42.
- Crusafont Pairó M. & Kurtén B. 1976. Bears and bears-dogs from the Vallesian of the Vallés-Penedés Basin, Spain // Acta Zoologica Fennica. No.144. P.1–29.
- Dames W. 1883. Über das Vorkommen von *Hyaenarctos* in den Pliocän-Ablagerungen von Pikermi bei Athen // Sitzungsberichte der Gesellschaft naturforschender Freunde zu Berlin. Nr.8. S. 132–139.
- Dehm R. 1950. Die Raubtiere aus dem Mittel-Miocän (Burdigalium) von Wintershof-West bei Eichstätt in Bayern // Abhandlungen der Bayerischen Akademie der Wissenschaften, mathematisch-naturwissenschaftliche Klasse. Neue Folge. Hf.58. S.1–141.
- Dmitrieva E.L. & Nesmeyanov S.A. 1982. [Mammals and stratigraphy of continental Tertiary deposits of the South-West of Middle Asia] // Trudy Paleontologicheskogo Instituta AN SSSR. T.193. P.1–140 [in Russian].
- Dubrovo I.A. 1962. [Family Ursidae] // Gromova V.I. (ed.). [Fundamentals of Paleontology. Mammals]. Moskva: Gosudarstvennoe Nauchno-Tekhnicheskoe Izdatel'stvo Literatury po Geologii i Okhrane Nedr. P.214–218 [in Russian].
- Gabunia L.K. 1959. [To history of *Hipparion*]. Moskva: Izdatel'stvo Akademii Nauk SSSR. 571 p. [in Russian].
- Ginsburg L. 1999. Order Carnivora // Rössner G. & Heissig K. (eds.). Miocene Land Mammals of Europe. München: Verlag Dr. Friedrich Pfeil. P.109–148.
- Guérin C. 1980. Les rhinocéros (Mammalia, Perissodactyla) du Miocene terminal au Pleistocene superieur en Europe occidentale: Comparaison avec les espèces actuelles // Documents des Laboratoires de Géologie Lyon. No.79. Fasc.1. P.1–421.
- Helbing H. 1932. Über einen *Indarctos*-Schädel aus dem Pontien der Insel Samos. Nebst einem Anhang: *Hyaenarctos* spec. aus dem Pliocän von Vialette (Haute-Loire) // Abhandlungen der schweizerischen palaeontologischen Gesellschaft. Bd.52. S.1–18.
- Hendey Q.B. 1980. *Agriotherium* (Mammalia, Ursidae) from Langebaanweg, South Africa, and relationships of the genus // Annals of the South African Museum. Vol.81. No.1. P.1–109.
- Hunt R.M., Jr. 1998. Ursidae // Janis C., Scott K. & Jacobs L. (eds.). Evolution of Tertiary Mammals of North America. Vol.1. Terrestrial Carnivores, Ungulates, and Ungulate-like Mammals. Cambridge University Press. P.174–194.
- Korotkevich E.L. 1988. [History of formation of *Hipparion* fauna in Eastern Europe]. Kiev: Naukova Dumka. 164 p. [in Russian].
- Lungu A.N. & Chemyrtan G.D. 1996. [New species of the genus *Indarctos* (Carnivora, Mammalia) from the Middle Sarmatian *Hipparion* fauna of Moldova] // Sokolov V.E. (ed.). [State of the Theriofauna in Russia and Adjacent Territories]. Moskva: Teriologicheskoe Obshchestvo. P.184–190 [in Russian, with English summary].
- Matthew W.D. 1929. Critical observations upon Siwalik mammals // Bulletin of the American Museum of Natural History. Vol.56. P.437–560.
- Merriam J.C., Stock Ch. & Moody C. 1916. An American Pliocene bear // University of California Publications.

- Bulletin of the Department of Geology. Vol.10. No.7. P.87–109.
- Petter G. & Thomas H. 1986. Les Agriotheriinae (Mammalia, Carnivora) néogènes de l'ancien monde presence du genre *Indarctos* dans la faune de Menacer (ex-Marceau), Algérie // *Geobios*. No.19. Fasc.5. P.573–586.
- Pevzner M.A., Lungu A.N., Vangengeim E.A. & Basilyan A.E. 1987. [Position of Vallesian localities of *Hipparion* fauna from Moldavia on magnetochronological scale] // *Izvestiya AN SSSR. Seriya Geologicheskaya*. No.4. P.50–59 [in Russian].
- Pevzner M.A., Vangengeim E.A., Zhegallo V.I., Zazhigin V.S. & Liskun I.G. 1982. [Correlation of late Neogene beds of Central Asia and Europe on the basis of paleomagnetic and biostratigraphical data] // *Izvestiya AN SSSR. Seriya Geologicheskaya*. No.6. P.5–16 [in Russian].
- Pilgrim G.E. 1914. Further description of *Indarctos salmontanus* Pilgrim, the new genus of bear from the Middle Siwaliks, with some remarks on the fossil Indian Ursidae // *Records Geological Survey of India*. Vol.44. Pt.3. P.225–233.
- Qiu Z. & Schmidt-Kittler N. 1983. *Agriotherium intermedium* (Stach, 1957) from a Pliocene fissure filling of Xiaoxian county (Anhui province, China) and the phylogenetic position of the genus // *Palaeovertebrata*. T.13. No.3. P.65–81.
- Roth C.H. & Morlo M. 1997. Die Raubtiere (Mammalia, Carnivora) aus dem Turolium von Dorn-Dürkheim 1 (Rheinhessen). Teil 2: Ursidae // *Courier Forschungs-Institut Senckenberg*. Bd.197. S.49–71.
- Roussiakis S. 2001. Postcranial remains of *Indarctos atticus* (Ursidae, Mammalia) from the classical locality of Piker-  
mi (Attica, Greece), with a description of the front limb // *Senckenbergiana lethaea*. Bd.81. S.347–358.
- Thenius E. 1959. *Indarctos arctoides* (Carnivora, Mammalia) aus dem Pliozän Österreich nebst einer Revision der Gattung // *Neues Jahrbuch für Geologie und Paläontologie, Abhandlungen*. Bd.108. Hf.3. S.270–295.
- Tleuberina P.A. 1988. [Main localities of *Hipparion* fauna in Kazakhstan and their biostratigraphical correlation] // *Materialy po Istorii Fauny i Flory Kazakhstana*. Ö.10. Alma-Ata. P.38–73 [in Russian].
- Vereshchagin N.K. 1959. [The Mammals of the Caucasus: A History of the Evolution of the Fauna]. Moskva-Leningrad: Izdatel'stvo Akademii Nauk SSSR. 704 p. [in Russian].
- Vislobokova I.A. 1990. [Fossil deers of Eurasia] // *Trudy Paleontologicheskogo Instituta AN SSSR*. T.240. P.1–208 [in Russian with English summary].
- Vislobokova I.A., Sotnikova M.V. & Dodonov A.E. 2001. Late Miocene – Pliocene mammalian faunas of Russia and neighbouring countries // *Bullettino della Società Paleontologica Italiana*. Vol.40. No.2. P.307–313.
- Weithofer A. 1888. Beiträge zur Kenntnis der Fauna von Pikermi bei Athen // *Beiträge zur Paläontologie und Geologie Österreich-Ungarn und des Orients*. Bd.6. Hf.3. S.225–292.
- Wolff R.G. 1978. Function and phylogenetic significance of cranial anatomy of an early bear (*Indarctos*) from Pleistocene sediments of Florida // *Carnivore*. Vol.1. No.3/4. P.1–12.
- Zdansky O. 1924. Jungtertiäre Carnivoren Chinas // *Palaeontologia Sinica*. Series C. Vol.2. Fasc.1. S.1–149.