

МЕЖДУНАРОДНЫЙ АЛЬМАНАХ  
INTERNATIONAL ALMANAC

ГУМАНИТАРНОЕ ПРОСТРАНСТВО  
HUMANITY SPACE

<http://www.humanityspace.com>  
<http://www.humanityspace.net>



Том 2, Приложение 2  
Volume 2, Supplement 2

МОСКВА-ЯВНЕ  
MOSCOW-YAVNE  
2013

ISSN 2226-0773

**МЕЖДУНАРОДНЫЙ АЛЬМАНАХ  
INTERNATIONAL ALMANAC**

**ГУМАНИТАРНОЕ ПРОСТРАНСТВО  
HUMANITY SPACE**

**Том 2, Приложение 2  
Volume 2, Supplement 2**

**M.L. DANILEVSKY**

**Taxonomic notes on Palaearctic Longhorn beetles  
(Coleoptera, Cerambycidae)**

**Six new Longhorn (Coleoptera, Cerambycidae) taxa from Russia  
and adjacent countries**

**МОСКВА-ЯВНЕ  
MOSCOW-YAVNE**

**2013**

**Гуманитарное пространство**  
**Международный альманах ТОМ 2, Приложение 2, 2013**

**Humanity space**  
**International almanac VOLUME 2, Supplement 2, 2013**

Главный редактор / Chief Editor: **М.А. Лазарев / M.A. Lazarev**  
E-mail: **cerambycidae@fromru.com**

Дизайн обложки / Cover Design: **М.А. Лазарев / M.A. Lazarev**  
Научный редактор / Scientific Editor:

**В.П. Подвойский / V.P. Podvoysky**  
E-mail: **9036167488@mail.ru**

Литературный редактор / Literary Editor:  
**О.В. Стукалова / O.V. Stukalova**  
E-mail: **chif599@gmail.com**

Веб-сайт / Website: **http://www.humanityspace.com**  
**http://www.humanityspace.net**

Издательство / Publishers:  
**Высшая Школа Консалтинга / Higher School Consulting**  
**Tovarishchensky side street, 19, office19, Moscow, Russia**

Официальный представитель / Official representative:  
**Музыкальный обозреватель, бул. Дуани, 35-11, Явне, Израиль, 81 551**  
**Musical reviewer, sd. Duani, 35-11, Yavne, Israel, 81 551**

Напечатано / Printed by: **AEG Group Design & Printing**  
**Gruzinsky Val, 11, Moscow, 123056 Russia**  
**Front species: *Ostedes kadleci* Danilevsky, 1992**

Дата выпуска / Date of issue: **20.11.2013**  
Реестр / Register: **ISSN 2226-0773**

© Гуманитарное пространство. *Международный альманах //*  
*Humanity space. International almanac*  
**составление, редактирование**  
**compiling, editing**

**Taxonomic notes on Palaearctic Longicorn beetles  
(Coleoptera, Cerambycidae)**

**M.L. Danilevsky**

A.N. Severtzov Institute of Ecology and Evolution, Russian Academy of Sciences,  
Leninsky prospect 33, Moscow 119071 Russia;  
e-mail: danilevskym@rambler.ru, danilevsky@cerambycidae.net

**Key words:** Coleoptera, Cerambycidae, taxonomy, new rank, name restored, new records, Russia, Caucasus, Iran, Korea.

**Abstract:** The type locality of *Brachyta variabilis* (Gebler, 1817) is identified as North-West part of Altay Region. *B. v. testaceimembris* (Pic, 1916), **new rank** is accepted as valid for the subspecies distributed in Khabarovsk Region. *B. v. aberrans* (Villiers, 1960), **new rank** is accepted as valid for the subspecies distributed in Russian Primorye Region and North Korea. The holotype of *Cortodera transcaspica persica* Plavilstshikov, 1936 is figured. *Judolia dentatofasciata* (Mannerheim, 1852), **nom. rest.** is accepted as valid for the species known before as *J. parallelopeda* (Motschulsky, 1860); type locality – Transbaykalia. *Xylotrechus antilope bitlisiensis* S.Marklund & D.Marklund, 2013, **stat. nov.** originally described from East Turkey as a species, is recorded from Armenia and Azerbaijan. *Dorcadion sareptanum* Kraatz, 1873 is accepted consisting of 4 subspecies: *D. s. sareptanum* Kraatz, 1873 – West Kazakhstan to East Ukraine; *D. s. euxinum* Suvorov, 1915 – West Ciscaucasia northwards Novorossiysk to about Krasnodar and Temryuk; *D. s. kubanicum* Plavilstshikov, 1934 – foothills of North-West Caucasus: Labinsk, Maykop, Khadyzhensk, Armavir, Stavropol, north of Karachaevo-Cherkessia; *D. s. striatiforme* Suvorov, 1913 (lectotype is designated) – south of Stavropol Region (Mineralnye Vody, Pyatigorsk, Kislovodsk); south of Karachaevo-Cherkessia and Kabardino-Balkaria. *Sophronica sundukovi* Danilevsky, 2009 and *Ostedes* (s. str.) *kadleci* Danilevsky, 1992a are recorded from Republic of Korea; a male of *S. sundukovi* is described and figured.

The names introduced as subspecies and variations of one species inside one article before 1961 (Article 45.6.4. of ICZN, 1999) must be accepted as available.

**Abbreviations of collections:**

MD – author's collection

ZIN – Zoological Institute (Sankt-Petersburg)

ZMM – Zoological Museum of Moscow University

**M.L. Danilevsky**

***Brachyta variabilis* (Gebler, 1817)**

*Leptura variabilis* Gebler, 1817: 320 – no locality.

*Pachyta variabilis*, Gebler, 1848: 415 – “Barnaul”, “Salair und im kusnezsk”

**Type locality.** North-west part of Altay Region – the territory of former Kolyvano-Voskresensk area.

The original description includes 8 color variations designated with numbers without geographical information. But later (Gebler, 1848) about same variations (designated with letters) were localised in “Kolywano-woskresenskischen Hüttenbezirke”: “Häufig auf waldigen Bergen und Thälern; auch um Barnaul; am häufigsten aber um Salair und im kusnezsk.“.

The recent preservation of type specimens are unknown.

***Brachyta variabilis testaceimembris* (Pic, 1916), stat. nov.**

Figs 1-7

*Evodinus* (s. str.) *variabilis variabilis*, Plavilstshikov, 1915b: 364, part. (including Far East).

*Evodinus variabilis* var. *testaceimembris* Pic, 1916: 2 - “Sibérie”.

*Brachyta variabilis* var. *rufimembris* Pic, 1926: 13 - “Sibérie”.

*Evodinus* (s. str.) *variabilis*, Plavilstshikov, 1936: 192, 516, part. – eastwards to Pacific Ocean.

*Brachyta variabilis eurinensis*, Tshernyshev & Dubatolov, 2005: 45, 47, 51, part. – including Khabarovsk Region.

*Brachyta variabilis scapularis*, Danilevsky & Smetana, 2010: 121, part. (including Far East Russia).

*Brachyta variabilis variabilis*, Danilevsky & Smetana, 2010: 121, part. (including Far East Russia and Korea).

**Remark.** Holotype (male) of *Evodinus variabilis* var. *testaceimembris* Pic, 1916 (preserved in Pic’s collection in Muséum Nationale d’Histoire Naturelle, Paris) is totally identical to my specimens from near Khabarovsk (Gornyi, 5.7.1990, A.Shadenkov leg.).

**Type locality.** Far East of Russia, Khabarovsk Region – on the base of comparison of the holotype with exactly labeled specimens.

Elytra yellow with the typical species black design often slightly reduced; longitudinal stripes usually absent; antennae, tibiae

**M.L. Danilevsky**

and tarsi reddish, including specimens with totally black elytra, which are very rare; prothorax relatively wide; elytral punctation regular, moderately dense; abdomen usually partly red; length of available males: 13-15mm, females: 14-18mm.

**Materials.** Holotype, male with five labels: 1) *v. testaceimembris* Pic; 2) (ex Rolle); 3) type; 4) type [red]; 5) Museum Paris / Coll. M.Pic - Muséum Nationale d'Histoire Naturelle, Paris; holotype of *Brachyta variabilis* var. *rufimembris* Pic, 1926, male with 4 labels: 1) var. *rufimembris* mihi; 2) Sibérie; 3) holotype [red]; 4) Museum Paris / Coll. M.Pic - Muséum Nationale d'Histoire Naturelle; 2 males, 3 females, Khabarovsk Region, Solnechnyi Distr., Gornyi [about 50km NW Komsomolsk-on-Amur], 5.7.1990, A.Shadenkov leg. – MD; 1 male, south of Khabarovsk Region, Sikhote-Alin Ridge, Mt. Tardoki-Yani, 29.6.1980, 1400m, P. Plutenko leg. - Institute of Biology and Soil Sciences of Far Eastern Branch RAS, Vladivostok; 1 male, south of Khabarovsk Region, Grossevichi – ZMM.

**Distribution.** Russia, south of Khabarovsk Region; three localities are known: Gornyi in Solnechnyi Distr., about 50km NW Komsomolsk-on-Amur; Mt. Tardoki-Yani [48°53'50"N, 138°03'10"E] in Sikhote-Alin Ridge; Grossevichi environs, 47°59'12"N, 139°31'58"E.

***Brachyta variabilis aberrans* (Villiers, 1960), stat. nov.**

Figs 8-9

*Evodinus* (s. str.) *variabilis*, Plavilstshikov, 1936: 192, 516 – including North Korea; Tamanuki, 1939: 86 – including Sakhalin and Korea; Lee, 1979: 35 – Korea.

*Evodinus variabilis* var. *aberrans* Villiers, 1960: 6 – “Ussuri”.

*Brachyta variabilis*, Tsherepanov, 1979: 121, part. – including south of Primorye Region; 1996: 73, part. - including south of Primorye Region.

*Brachyta interrogationis*, Lee, 1982: 10, Pl. 2 (17); 1987: 27, part., Pl. 3 (22 and 22a).

*Brachyta variabilis*, Lee, 1982: 10, Pl. 2 (16); 1987: 28, Pl. 3 (23).

*Evodinus variabilis*, Samoylov, 1936: 225 – south of Primorye Region: Suputinka River, right tributaries of Suyfun River (now Razdolnaya River); Wang, 2003: 125.

*Brachyta variabilis eurinensis*, Tshernyshev & Dubatolov, 2005: 47, part. – [one point of the areal map is situated in Primorsky Region, though it is not mentioned in the text].

*Brachyta variabilis scapularis*, Danilevsky & Smetana, 2010: 121, part. (including

**M.L. Danilevsky**

Far East Russia).

*Brachyta variabilis variabilis*, Danilevsky & Smetana, 2010: 121, part. (including Far East Russia and Korea).

*Brachyta variabilis dongbiensis*, Shapovalov, 2012a: 475 (misprint – unavailable name), part. – East Siberia and Far East westwards to Amur valley and Nizhnyaya Tunguska; 2012b: 55, part. – Yakutiya, Far East, Sakhalin, probably – North-East China and Korean Peninsula.

**Type locality.** Russia, south of Primorsky Region (“Ussuri”).

The subspecies is characterized by the often presence of longitudinal black elytral stripes and strokes; elytra can be very light or about totally black; antennae and tibiae usually yellowish, but not reddish (as in *B. v. testaceimembris*); pronotum and elytra with deep, regular punctation; length of male 13.1mm, length of available females: 16.8-18.5mm.

**Materials.** Only one male (North Korea) and two females (south of Primorsky Region) are available: male, Corea, Tamanuki / Mt. Kambo (=Mt. Gwan-Mo-Bong - 41°42'N, 129°13'E), 18 July 1932 F.Cho – collection of Institute of Biology and Soil Sciences, Vladivostok; female, Russia, Primorsky Region, Lazovsky Natural Reserve, Korpap, 16.7.2005, K.Makarov leg. – collection of M.Lazarev, Moscow; female (black form), Russia, Vladivostok environs, Kangauz (now – bay and river Sukhodol), 2.7.1925 – ZMM.

A black-white picture of elytra was published in the original description. Three color photos were published by Lee (1987) from same locality as available male: a male and a female (Pl. 3: 22 and 22a) identified as *B. interrogationis* and a female (Pl. 3: 23) identified as *B.variabilis*.

**Distribution.** Russia: only south of Primorye Region. Two localities are definitely known: Sukhodol (bay and river) near Vladivostok and Lazovsky Natural Reserve. According to Samoylov (1936), the taxon is not rare along Suputinka River and along right tributaries of Suyfun River (now Razdolnaya River). North mountains in North Korea near China border: Mt. Gwan-Mo-Bong, 41°42'N, 129°13'E.

**Biology.** Imagoes were observed (Samoylov, 1936) in June on flowers of *Paeonia obovata* and *Potentilla fragarioides*. *B. v. aberrans* seems to be very rare in Russia, as no Russian specimens are preserved in the collection of Institute of Biology and Soil

**M.L. Danilevsky**

Sciences, Vladivostok, but must be rather abundant in the north part of North Korea.

***Cortodera transcaspica persica* Plavilstshikov, 1936**  
Figs 10-11

*Cortodera pseudomophlus* var. *persica* Plavilstshikov, 1936: 291, 539 – “Astrabad”.  
*Cortodera persica*, Danilevsky, 1987: 617 – Iran.

*Cortodera transcaspica*, Danilevsky, 1992b: 108, part. (= *persica* Plav.); Özdikmen, 2003: 438, part. (including Iran and Afganistan); Danilevsky & Smetana, 2010: 124, part. (= *persica* Plav.); Miroshnikov, 2013: 449, part. – including Iran.

*Cortodera transcaspica persica*, Danilevsky, 2012b: 96 – Iran; Ambrus & Grosser, 2013: 465 – Iran: Kohgiluyeh and Boyer Ahmad prov. and Mazandaran prov.

The holotype specimen [ZMM] was missing by Danilevsky (2009b). It was mentioned by Danilevsky (1987).

The holotype (by monotypy), female with 4 labels: 1) Astrabad Staud.; 2) var. *persica* m.; 3) [red, newly printed] HOLOTYPUS, *Cortodera pseudomophlus persica*, var. nov. N.Plavilstshikov det. 1936; 4) *Cortodera transcaspica* Plavilstshikov, 1936; Danilevsky det., 2009.

***Judolia dentatofasciata* (Mannerheim, 1852), rest. n.**

*Grammoptera dentatofasciata* Mannerheim, 1852: 308 – “Dauria”; Motschulsky, 1959a: 571 – “gouvernement de Jakoutsk”; 1859b: 232 – “gouvernement de Jakoutsk”; 1860, part.: 146.

*Anoploclera dentato-fasciata*, Motschulsky, 1859c: 493 – “environs du fl. Amour, depuis la Schilka jusqu’à Nikolaëvsk”.

*Anoploclera parallelpipeda* Motschulsky, 1859c: 493 (nomen nudum) – “environs du fl. Amour, depuis la Schilka jusqu’à Nikolaëvsk”.

*Grammoptera parallelpipeda* Motschulsky, 1860c: 146, part. – “en Daourie et jusqu’aux rives du fl. Amour”; 1875: 143 (published with a misprint: “parallpipeda”), part. – “Commune dans la Daourie méridionale”; Gemminger, 1872: 2873.

*Pachyta sexmaculata*, Motschulsky, 1860c: 148, part.

*Strangalia trifasciata*, Blessig, 1873: 252, part.

*Grammoptera abbreviata* Motschulsky, 1875: 143, part. – “Daourie méridionale”.

*Judolia sexmaculata* var. *rostiana* Pic, 1902: 19 – “Amour”.

*Judolia sexmaculata* var. *dentatofasciata*, Jakobson, 1909: 21 – Transbaikalia.

*Leptura (Pidonia) shirarakensis* Matsumura, 1911: 137 – Sakhalin, “Shiraraka,



## M.L. Danilevsky

Chipsani, Kusunnai”.

*Leptura (Anoplodera) abbreviata*, Aurivillius, 1912: 207, part. (secondary omonime); Winkler, 1929: 1157, part.; Plavilstshikov, 1932: 189, part.

*Judolia* (s. str.) *sexmaculata* ab. *parallelopipeda*, Plavilstshikov, 1915b 107 - Manchuria; Plavilstshikov, 1930: 56 – “in der Mandschurei”.

*Judolia* (s. str.) *sexmaculata* morpha *parallelopipeda*, Plavilstshikov, 1936: 387, 569 (predominantly in Siberia).

*Judolia parallelopipeda*, Nakane & K.Ohbayashi, 1957: 51; N.Ohbayashi et al., 2005: 290; N.Ohbayashi, 2007: 396; Danilevsky & Smetana, 2010: 102; Danilevsky, 2012a: 118 (= *dentatofasciata* Mannh.).

*Judolia sexmaculata parallelepipeda*, Villiers, 1978: 183 (wrong spelling – unavailable name).

*Judolia sexmaculata parallelopipeda*, Hayashi et al., 1984: 30; Danilevsky, 1998: 54.

*Anoplodera longipes*, Wang, 2003: 77.

*Judolia sexmaculata parallelopipeda*, Bartenev, 2009: 101.

**Type locality:** “Dauria” – Transbaykalia.

The name *Judolia parallelopipeda* (Motschulsky, 1859), accepted as valid by several modern publications (Ohbayashi et al., 2005; Ohbayashi, 2007; Danilevsky & Smetana, 2010; Danilevsky, 2012a) must be changed (Danilevsky, 2010) to the oldest one - *Judolia dentatofasciata* (Mannerheim, 1852) originally published in *Grammoptera* Dej. *J. parallelopipeda* (Motschulsky, 1859) can not be accepted as nomen protectum being in prevailing usage (Art. 23.9.1 of ICZN, 1999) as it has not been used ”in at least 25 works, published by at least 10 authors in the immediately preceding 50 years”.

### *Xylotrechus antilope bitlisiensis*

S.Marklund & D.Marklund, 2013, **stat. nov.**

Figs 21-22

*Xylotrechus bitlisiensis* S.Marklund & D.Marklund, 2013: 7.

**Type locality.** Turkey, Bitlis province, 15km NW Mutki.

The taxon was originally described as a species on the base of a single male from Bitlis province in Turkey (“15km NW Mutki”). The holotype differs from European specimens of *X. antilope* (Schoenherr, 1817) by better developed yellow setae areas and convex posterior transverse elytral stripe.

**M.L. Danilevsky**

Among Armenian specimens available at my disposal (8 males and 7 females from near Dilizhan) a part of males are undistinguished from the holotype with very wide yellow elytral areas (Fig. 21), large and dense latero-humeral yellow elytral spots and distinctly convex posterior transverse elytral stripe; several females have just same pubescent characters. Yellow areas of other specimens could be rather small and narrow, with poorly pronounced latero-humeral yellow elytral spots; posterior transverse elytral stripes about always convex, sometimes strait, but never concave as in European specimen. Specimens from North Caucasus (Maykop environs) have narrow elytral stripes and hardly distinguished latero-humeral yellow elytral spots, but posterior transverse elytral stripes are convex as in Armenia or about strait, so populations from North Caucasus look like transitional from European to Armenian.

European populations (including south of West Europe – specimens from Italy and Bulgaria available) really consist of specimens with narrow elytral stripes, reduced latero-humeral yellow elytral spots and concave posterior transverse elytral stripes. Specimens from East Europe (Saratov Region) could be extremely dark with totally absent latero-humeral yellow elytral spots and posterior transverse elytral stripes. Posterior transverse elytral stripes in specimens from Central Russia are always narrow and never convex, but often more or less strait.

So, all characters described as distinguishable (S.Marklund & D.Marklund, 2013) for “*Xylotrechus bitlisiensis*” gradually vary along the area of *X. antilope* from Europe to Asia. *X. antilope bitlisiensis* Marklund & Marklund, 2013, **stat. nov.** is accepted here as a poorly differentiated subspecies distributed in Armenia and East Turkey.

I can not include populations from South Azerbaijan (Talysh area) in *X. a. bitlisiensis*, as specimens from there are more similar to specimens from North Caucasus with hardly visible latero-humeral yellow elytral spots and narrow elytral stripes, though posterior transverse elytral stripes are convex and moderately wide.

Body length in available males of *X. a. bitlisiensis*: 9.5-11.0mm; in females: 9.0-12.5mm.

**Materials.** *X. a. bitlisiensis*: 5 males, 12 females, Armenia, Dilizhan, 26-27.7.1934, N.Plavilstshikov leg. – ZMM; 1 male, “Caucasus,

**M.L. Danilevsky**

Elisabethpol [now Gyandzha in Azerbaijan], Maljushenco” - ZMM; 1 female, “Elizawetpol, 21.6.02 [1902]” – ZMM.

**Distribution.** East Turkey; Transcaucasia: Armenia, Central Azerbaijan. Only two localities in Transcaucasia are definitely known: Dilizhan environs in Armenia and Gyndzha environs in Azerbaijan. The taxon must be also distributed in Georgia, though no specimens available.

***Dorcadion (Cribridorcadion) sareptanum* Kraatz, 1873**

*Dorcadion sareptanum* Kraatz, 1873: 74 – “Sarepta”; “ebenso bei Astrachan; jedenfalls weiter im südlichen Russland verbreitet, wahrscheinlich bis zum Caucasus“.

**Type locality.** Sarepta in south part of Volgograd city. The treating “Sarepta” as a locality between Volgograd and Kamyshin (Toropov & Milko, 2013) was wrong.

The species is very close to *D. cinerarium* (Fabricius, 1787), females are often undistinguished, as well as certain males with reduced dorsal white elytral stripes and partly reduced humeral stripes (never totally reduced); such males can be very similar to pubescent males of *D. cinerarium*, which can never have dorsal white elytral stripes and usually without distinct humeral stripes; males of *D. sareptanum* are always with pubescent elytra and usually with very distinct dorsal and humeral white elytral stripes; males of *D. cinerarium* are often with glabrous elytra, besides *D. cinerarium* are distinctly bigger inside the area of *D. sareptanum*; females of *D. sareptanum* are usually autochromal – more or less brown, and only in *D. s. ssp. striatiforme* Suv. females are androchromal – totally black; body length in males: 10.2-13.5mm; in females: 10.0-14.8mm.

**Distribution.** South Russia, East Ukraine and West Kazakhstan.

The species includes 4 subspecies:

ssp. *sareptanum* Kraatz, 1873 – from West Kazakhstan to East Ukraine.

ssp. *euxinum* Suvorov, 1915 – West Ciscaucasia northwards Novorossiysk to about Krasnodar and Temryuk.

ssp. *kubanicum* Plavilstshikov, 1934 – foothills of North-West Caucasus: Labinsk, Maykop, Khadyzhensk, Armavir, Stavropol,

**M.L. Danilevsky**

north of Karachaevo-Cherkessia.

ssp. *striatiforme* Suvorov, 1913 – south of Stavropol Region (Mineralnye Vody, Pyatigorsk, Kislovodsk); south of Karachaevo-Cherkessia and Kabardino-Balkaria.

***Dorcadion (Cribridorcadion) sareptanum sareptanum* Kraatz, 1873**

*Dorcadion sareptanum* Kraatz, 1873: 74 – “Sarepta”, “ebenso bei Astrachan; jedenfalls weiter im südlichen Russland verbreitet, wahrscheinlich bis zum Caucasus“; Kasatkin & Arzanov, 1997: 64, part. – Rostov Region, Volgograd, Elton.

*Dorcadion (Autodorcadion) sareptanum*, Plavilstshikov, 1958: 179.

*Dorcadion sareptanum sareptanum* Danilevsky et al., 2005: 148.

*Dorcadion (Cribridorcadion) sareptanum sareptanum*, Danilevsky, 2010b: 252; Toropov & Milko, 2013: 12, 46 (a map of the eastern part of the area), part. (including Northern Caucasus).

**Type locality.** Sarepta in south part of Volgograd city. The treating “Sarepta” as a locality between Volgograd and Kamyshin (Toropov & Milko, 2013) was wrong.

The smallest subspecies; legs and first antennal joint are always more or less reddish; male elytra always with distinct humeral and dorsal white stripes, though dorsal stripes are usually splitted in a row of dots; body length in males: 10.2-11.5mm; in females: 10.0-13.0mm.

**Distribution.** Russia, known localities are: Volgograd environs; Mikhailovka in Volgograd Region (about 120km northwards the city, 49°46'N, 44°24'E); Golubinskoe in Volgograd Region (about 80km north-westwards the city, 49°05'N, 43°29'E); Elton Lake in Volgograd Region; Saratov environs (a male in the collection of S.Kadlec with the label “Saratov, 14.5.1998, Z.Kletečka leg.”); 70km southwards Rostov-on-Don; Orlovsky environs in Rostov Region (about 70km southwards Volgograd – northwards Manych Depression); Manych in Rostov Region (46°26'N, 42°42'E). Ukraine – one locality known in Donetsk Region: Tatyonovka near Svyatogorsk. Four localities were shown in West Kazakhstan (near Aktyubinsk, near Emba, near Inder Lake, between Uralsk and Inder in Ural River valley) on a map by Toropov & Milko (2013), but without references or any comments.

## M.L. Danilevsky

According to Plavilstshikov (1958) *D. sareptanum* is known from the south part of Samara Region and eastwards to about Emba river in Kazakhstan.

A locality in Ciscaucasia was published (with photos of specimens) by Toropov & Milko (2013: 46): Privolnoe in Stavropol Region (45°54'N, 41°17'E), but the subspecies attribution of that population is not clear.

### ***Dorcadion (Cribridorcadion) sareptanum euxinum* Suvorov, 1915** Fig. 12

*Dorcadion euxinum* Suvorov, 1915: 119 - Novorossiysk.

*Dorcadion sareptanum euxinum*, Danilevsky et al., 2005: 148, part. (= *kubanicum* Plav.); Danilevsky, 2010c: 216.

*Dorcadion cinerarium*, Danilevsky, 2010a: 45, part. (= *euxinum* Suv.).

*Dorcadion (Cribridorcadion) cinerarium cinerarium*, Danilevsky, 2010b: 245, part. (= *euxinum* Suv.).

**Type locality.** Plains in the north environs of Novorossiysk.

Plavilstshikov (1921: 111; 1931: 64; 1958: 118) proposed to regard *D. euxinum* Suvorov as a synonym of *D. cinerarium* basing on a female wrongly designated by Suvorov as a type of *D. euxinum* Suvorov, but not published.

According to Plavilstshikov (1958: 181) a male-syntype of *Dorcadion euxinum* Suvorov, 1915 (described from Novorossiysk) is a dark specimen of *D. sareptanum* Kraatz, 1873, and a female-syntype is *D. cinerarium* (Fabricius, 1787). In fact that male is a holotype by monotypy, but the specimen is not found up to now. Any way its identification by Plavilstshikov as *D. sareptanum* is definitely correct, as it is clear after the original description.

Now two females of *D. cinerarium* (ZIN – identified as male and female by Suvorov) wrongly designated by Suvorov as types of his *D. euxinum* Suvorov, 1915 are available. Both are not mentioned in the original description. The female designated by Suvorov as male is not the holotype, as it is much bigger (14mm, while the holotype was 11.5mm) and has many different characters.

Plavilstshikov (1958: 181) supposed a wrong geographical attribution of the taxon by Suvorov in the original description. But recently a male of *D. sareptanum* from that area with the label:

**M.L. Danilevsky**

“Krasnodar, Pashkovskaya, 9.5.1928, E. Stepanov leg.” was discovered [ZMM]. It is totally fitting to the original description of *D. euxinum* Suvorov, 1915, but differs a little from the nominative subspecies as well as from *D. sareptanum kubanicum* Plav. A similar male from near Temryuk is known to me after a photo sent to me by M. Smirnov.

A single available male of *D. s. euxinum* differs from the nominative subspecies by relatively dark color, as it was also mentioned by Plavilstshikov (1958: 181) for the holotype. First antennal joint and femora are nearly black. White elytral stripes are relatively wide. It differs from neighbor *D. s. kubanicum* Plav. by same characters as the nominative subspecies, because *D. s. kubanicum* is usually totally black, bigger, males with partly reduced white elytral stripes. Body length of a single available male: 10mm; body length of the holotype: 11.5mm (Suvorov, 1915).

**Distribution.** Plains in Western Ciscaucasia northwards Novorossiysk to about Krasnodar and Temryuk. Two localities are definitely known: Pashkovskaya near Krasnodar and Temryuk environs.

***Dorcadion (Cribridorcadion) sareptanum kubanicum***

Plavilstshikov, 1934

Figs 13-14

*Dorcadion kubanicum* Plavilstshikov, 1934: 120 - “Caucasus bor.: prov. Kuban: Maikop, ...; st. Tichoretzkaja, ...; st. Labinskaja, ...; st. Ladozhskaja”.

*Dorcadion (Autodorcadion) kubanicum*, Plavilstshikov; 1958: 183, part. – from about Armavir to Black Sea.

*Dorcadion sareptanum euxinum*, Danilevsky et al., 2005: 148, part. (= *kubanicum* Plav.).

*Dorcadion sareptanum kubanicum*, Danilevsky, 2010a: 45.

*Dorcadion (Cribridorcadion) sareptanum kubanicum*, Danilevsky, 2010b: 252.

*Dorcadion (Cribridorcadion) sareptanum sareptanum*, Danilevsky, 2010b: 252; Toropov & Milko, 2013: 12, 46, part. (including Northern Caucasus).

**Type locality.** Labinsk environs – on the base of lectotype label (Danilevsky, 2009b).

Big and dark subspecies; antennae and legs usually totally black; elytral white stripes in males more or less reduced; dorsal

**M.L. Danilevsky**

stripes are often distinct only anteriorly, or sometimes totally absent, humeral stripes can be very pale consisting of scattered white setae; body length in males: 10.5-13.5mm; in females: 12.0-14.8mm.

**Distribution.** Foothills of North-West Caucasus: Labinsk, Maykop, Khadyzhensk, Armavir, Stavropol, north of Karachaevo-Cherkessia (Erken-Shakhar, 45°54'N, 41°17'E).

Several localities (Tichoretzkaja, Ladozhskaja) mentioned by Plavilstshikov (1934) in the original description are definitely not connected with *D. s. kubanicum*, but no specimens are available from there for study.

***Dorcadion (Cribridorcadion) sareptanum striatiforme* Suvorov, 1913**  
Fig. 15-19

*Dorcadion striatiforme* Suvorov, 1913: 73 – “Umgegend von Kislowodsk”.

*Dorcadion striatum* var. *estriatum* Suvorov, 1913: 73 – “Pjätigorsk”.

*Dorcadion (Autodorcadion) striatiforme*, Plavilstshikov, 1958: 185 (= *estriatum* Suv.).

*Dorcadion kubanicum*, Kasatkin & Arzanov, 1997: 64 – Narzan Valley, Kabardino-Balkaria.

*Dorcadion sareptanum striatiforme*, Danilevsky, 2010a: 44.

*Dorcadion (Cribridorcadion) sareptanum striatiforme*, Danilevsky, 2010b: 252.

**Type locality.** Kislovodsk environs.

*Dorcadion striatiforme* Suv. was described as “*D. striatiforme* (Reitter in litt.)” without good geographical data [“Daselbst kommt noch eine ihr sehr ähnliche Art vor, welche von Reitter als *D. striatiforme* bezeichnet worden ist“], that means: “Umgegend von Kislowodsk”], without indication of used materials and without size data. So, it is impossible to realize the composition of the type series.

A male (ZIN, Fig. 15) with three labels: (1)“Circassia Reitter.”, (2)“*Dorcadion striatiforme* Reitter, in litt. G.Suvorov det.”, (3)“k. G.Suvorova” [in Russian] is designated here as lectotype of *D. striatiforme* Suv.

A male (ZMM, Fig. 16) of *D. sareptanum striatiforme* Suv. from Pyatigorsk similar to the lectotype can be regarded as a representative of the typical population. A series of 5 males of *D. s. striatiforme* Suv. is available [ZMM, Fig. 17] from nearby (“Caucas Bor., Batalpashinsk [now Cherkessk], VII, 912”).

### M.L. Danilevsky

Several smaller specimens from high mountains of the region are preliminary identified here as *D. sareptanum striatifforme* Suv., though could represent a new subspecies: 3 males, 1 female, Karachaevo-Cherkessia, Verhnyaya Teberda, 1200-1300m, 4.6.1978, B.Zvarič leg. - MD; 1 male, Teberda, 1980, J. Kratochvíl leg. - MD; 1 male, Karachaevo-Cherkessia, Uchkulan env., 18.5.2006, A.Zernov leg. - collection of Moscow Pedagogical University; 1 male from same locality, 22-23.6.1992, D.Kasatkin leg. – collection of D.Kasatkin; 1 male, Karatchaevo-Tcherkessia, Daut canyon, 22.6.1998, D.Kasatkin leg. – collection of D.Kasatkin; 2 males, Kabardino-Balkaria, Tyrnyauz, 1600-2000m, 10.4.1989, M.Danilevsky leg. – MD.

The record (Kasatkin & Arzanov, 1997) for Narzan Valley (Kabardino-Balkaria, about 34km southwards Kislovodsk, Khasaut River Valley) was connected with same taxon.

*D. s. striatifforme* is a dark form of *D. sareptanum* with black dorsal pubescence in males and females; antennae totally black, legs often reddish; dorsal elytral white stripes absent and totally replaced by velvety-black stripes; humeral white stripes usually very pale; body length in males: 11-13.7mm; body length of a single available female: 12mm.

**Distribution.** South of Stavropol Region (Mineralnye Vody, Pyatigorsk, Kislovodsk); Karachaevo-Cherkessia (Cherkessk, Verhnyaya Teberda, 1200-1300m, Uchkulan env., 1300m, Daut canyon,) and Kabardino-Balkaria (Narzan Valley; Tyrnyauz, 2000m).

### *Sophronica sundukovi* Danilevsky, 2009

Fig. 20

*Sophronica sundukovi* Danilevsky, 2009a: 25.

The original description was based on a single female from Lazo environs in Primorye Region of Russia collected on 19.7.2008 by Yu. Sundukov.

Recently a male was collected in Republic of Korea. It is very similar to the female with about same color of all parts of the body, but smaller, pronotum much more black with strongly reduced



**M.L. Danilevsky**

brown areas; pronotal and elytral punctation and pubescence about same; antennae a little longer than body surpassing elytral apex by one apical joint; abdomen black, last abdominal sternite brown, rounded apically; body length – 4.4mm, body width – 1.3mm.

**Materials.** 1 male, Palrang-ri, Yanggu-gun, 38°13'12"N, 128°4'48"E, 13.5.2011, H.K. Jang leg. – collection of H.K. Jang.

**Remark.** A holotype of *Sophronica koreana* Gressitt, 1951 preserved in Smithsonian Institution (USNM) [elaphidion.com/default.asp?Action=Show\_Types&Single\_Type=True&TypeID=1615] differs from both specimens of *S. sundukovi* by dense pronotal punctation, rugose elytral punctation, totally brown prothorax.

***Ostedes (s. str.) kadleci* Danilevsky, 1992**  
Figs 23-24

*Ostedes kadleci* Danilevsky, 1992a: 204.

*Ostedes (s. str.) kadleci*, Danilevsky & Smetana: 2010: 210.

The original description was based on a single female from Sokolchi environs in Primorye Region of Russia collected on 1-15.7.1990 by S.Kadlec & I. Vorisek.

Recently two more females were collected in Republic of Korea. Both are very similar to the holotype but more or less darker and a little bigger; body length – 10.0-10.5mm, body width – 3.1-3.5mm.

**Materials.** 2 females, Osaek-ri, Yangyang-gun, 38°4'12"N, 128°26'24"E, 19.7.2012 and 8.7.2013, H.K. Jang leg. – collection of H.K. Jang and author's collection.

**Availability of variations and subspecies described before 1961 in one article.**

According to the Article 45.6.4. (ICZN, 1999) the name “is subspecific if first published before 1961 and its author expressly used one of terms “variety” or “form” (including use of the terms “var.”, “forma”, “v.” and “f.”), unless its author also expressly gave it infrasubspecific rank, or the content of the work unambiguously reveals that the name was proposed for an infrasubspecific entity, in which case it is infrasubspecific”.

According to Lingafelter & Nearn (2013): if “the author used “subspecies” for one taxon in addition to his usage of “variation” for another taxon in the same work”. Therefore, his usage of “variant” is unambiguously infrasubspecific.”

According to Lingafelter & Nearn (2013): if “the author used “subspecies” for one taxon in addition to his usage of “variation” for another taxon in the same work”, his usage of “variation” was unambiguously infrasubspecific.

Such a conclusion has no base in ICZN (1999) and can not be accepted. The author, who used “subspecies” and “variation” inside one article could apply both to geographically and morphologically determined populations, but with different level of differentiation.

The acceptance of the opinion by Lingafelter & Nearn (2013) could have further reaching consequences: are available “subspecies” and “variation” published by one author in different publications but contemporary? or in one year? or simply by one author in different years? Do we have to forget all variations by Pic, as he always described subspecies?

**Acknowledgements.** I am very grateful to Alexej Gusakov and Andrej Ozerov (Zoological Museum of Moscow University), German Lafer (Institute of Biology and Soil Sciences of Far Eastern Branch RAS, Vladivostok); Maxim Lazarev (Moscow), Andrej Lobanov (Zoological Institute, Sankt-Petersburg), Seung Hwan Oh (Cheorwon-gun, Kangwon-do, Republic of Korea), Andrey Shadenkov (Moscow), Maxim Smirnov (Ivanovo), Gérard Tawakilian (Muséum Nationale d’Histoire Naturelle, Paris) for their help with information and specimens for study, my special thanks to Galina Danilevskaya for her valuable help with the final arrangement of the text.

## M.L. Danilevsky

### REFERENCES

- Ambrus R. & Grosser W. 2013. Results of the Czech entomological expedition to Iran (2009 - 2010) (Coleoptera: Cerambycidae).- *Humanity space. International almanac*, 2(3): 461-482.
- Aurivillius C. 1912. Cerambycidae: Cerambycinae.- *Coleopterorum Catalogus auspiciis et auxilio W. Junk editus a S. Schenkling. Pars 39*. Berlin: 574pp.
- Bartenev A.F. 2009. Zhuki-usachi Levoberezhnoy Ukrainy i Kryma. Kharkov: Kharkov National University: 405pp.
- Blessig C. 1873. Zur Kenntniss der Käferfauna Süd-Ost-Sibiriens insbesondere des Amur-Landes. *Longicornia.- Horae Societatis Entomologicae Rossicae*, 9 [1872]: 193-260, pls. VII, VIII.
- Daniel K. & Daniel J. 1891. Revision der mit *Leptura unipunctata* F. und *fulva* Deg. verwandten Arten.- *Coleopteren-Studien*, 1: 1-40.
- Danilevsky M.L. 1987. Novye vidy zhukov-drovosekov (Coleoptera, Cerambycidae) iz yuzhnogo Zakavkazya.- *Entomologicheskoe Obozrenie*, 66 (3): 614-620.
- Danilevsky M.L. 1992a. New genus and species of the tribe Lepturini from Tian-Shan mountains and a new *Ostedes*, Pascoe 1859 from the Far East (Coleoptera, Cerambycidae).- *Lambillionea*, 92(3): 203-206.
- Danilevsky M.L. 1992b. New species of Cerambycidae from Transcaucasia with some new data (Insecta: Coleoptera).- *Senckenbergiana biologica*, 72 (1/3): 107-117.
- Danilevsky M.L. 1998. Remarks and additions to the key to longicorn beetles (Coleoptera, Cerambycidae) from "Key to the insects of Russian Far East".- *Russian Entomological Journal*, 6 (1997), 1-2: 49-55.
- Danilevsky M.L. 2009a. A new species of the genus *Sophronica* Blanchard, 1845 (Coleoptera, Cerambycidae) from Russian Primorie.- *Euroasian Entomological Journal*, 8(1): 25-26 + tab.II.
- Danilevsky M.L. 2009b. Taksony zhukov-usachey (Coleoptera, Cerambycidae) vidovoy gruppy, opisannye N. N. Plavilstshikovym, i ikh tipy v kollektziyakh Zoologicheskogo muzeya Moskovskogo gosudarstvennogo universiteta i Zoologicheskogo instituta RAN v Sankt-Peterburge.- *Entomologicheskoe obozrenie*, 88 (3): 630-663.
- Danilevsky M. L. 2010a. New Acts and Comments. Cerambycidae, pp. 43-49.- In I. Löbl & A. Smetana (ed.): *Catalogue of Palaearctic Coleoptera*, Vol. 6. Stenstrup: Apollo Books, 924pp.
- Danilevsky M.L. 2010b. tribe Dorcadionini, pp. 241-264.- In I. Löbl & A. Smetana (ed.): *Catalogue of Palaearctic Coleoptera*, Vol. 6. Stenstrup: Apollo Books, 924pp.
- Danilevsky M.L. 2010c. Additions and corrections to the new Catalogue of Palaearctic Cerambycidae (Coleoptera) edited by I. Löbl and A. Smetana, 2010. Part. I.- *Russian Entomological Journal*, 19, 3: 215-239.
- Danilevsky M.L., 2012a. Additions and corrections to the new Catalogue of Palaearctic Cerambycidae (Coleoptera) edited by I. Löbl and A. Smetana, 2010. Part. III.- *Munis Entomology & Zoology*, 7(1): 109-173.
- Danilevsky M.L. 2012b. Additions and corrections to the new Catalogue of

## M.L. Danilevsky

- Palaeartic Cerambycidae (Coleoptera) edited by I. Löbl and A. Smetana, 2010. Part. IV.- Humanity Space. International Almanac, 1(1): 86-136.
- Danilevsky M.L. 2013. New Dorcadion (Coleoptera, Cerambycidae) from Kazakhstan.- Humanity space. International almanac, 2 (3): 433-442.
- Danilevsky M.L., Kasatkin D.G. & Rubenyan A.A. 2005. Revision of the taxonomic structure of the tribe Dorcadionini (Coleoptera, Cerambycidae) on the base of endophallic morphology.- Russian Entomological Journal, 13(2004), 3: 127-149.
- Danilevsky M.L. & Smetana A., 2010. [Cerambycidae taxa from Russia and countries of former Soviet Union, and Mongolia] G. Sama, I. Löbl, K. Adlbauer, L. Hubweber, J. Morati, P. Rapuzzi, A. Weigel. subfamily Lepturinae: pp. 95-137. – In I. Löbl & A. Smetana (ed.): Catalogue of Palaeartic Coleoptera, Vol. 6. Stenstrup: Apollo Books, 924pp.
- Gebler F.A. 1817. Insecta Sibiriae rariora.- Memoires de la Société Impériale des Naturalistes de Moscou, 5: 315-333.
- Gebler F.A. 1848. Verzeichniss der im Kolywano-woskresenskischen Hüttenbezirke süd-west Sibiriens beobachteten Käfer mit Bemerkungen und Beschreibungen.- Bulletin de la Société Impériale des Naturalistes de Moscou, 21, 2: 317-423.
- Gemminger M. 1872. Cerambycidae. Pp. 2751-2988. In: Gemminger M. & Harold E. von: Catalogus Coleopterorum hucusque descriptorum synonymicus et systematicus. Tom IX. Scolytidae, Brenthidae, Anthotribidae, Cerambycidae. Monachii: E. H. Gummi, [1] + 2669-2988 + [12] pp.
- Gressitt J.L. 1951. Longicorn beetles of China. In: Lepesme P. Longicornia, études et notes sur les longicornes, Volume 2. Paris: Paul Lechevalier, 667 pp., 22 pls.
- Hayashi M., Morimoto K. & Kimoto Sh. (ed.) 1984. The Coleoptera of Japan in Color. Vol. IV. Osaka: Hoikusha Publishing Co.: 438pp.
- ICZN [International Commission on Zoological Nomenclature], 1999. International Commission on Zoological Nomenclature. London: 306pp.
- Jakobson G.G. 1909. Nasekomye, sobrannye v 1900, 1902 i 1903 gg. P.S. Mikhno v Zabaykalie. I.- Trudy Troitzkosavsko-Kyakhtinskago Otdeleniya Priamurskago Otdela Imperatorskago Russkago Geograficheskago obshchestva, 10 (1-2): 13-29.
- Kasatkin D.G. & Arzanov Ju.G. 1997. Zhuki usachi (Chast 2). Materialy k faune zhestkokrylykh (Coleoptera) Severnogo Kavkaza i Nizhnego Dona.- Izvestiya Kharkovskogo entomologicheskogo obshchestva, 5 (2): 63-70.
- Kraatz G. 1873. Die Käfer Europa's. Nach der Natur beschrieben. Im Anschluss an die Käfer Europa's von Dr. H. C. Küster. Mit Beiträgen von H. v. Kiesenwetter. 29. Heft. Nürnberg: Bauer & Raspe (Emil Küster), [8] + 101 numbered sheets.
- Lee S.-M. 1979. A synonymic list of Longicorn beetles of Korea.- The Korean Journal of Entomology, 9(2): 29-83.
- Lee S.-M. 1982. Longicorn beetles of Korea (Coleoptera, Cerambycidae).- Insecta koreana, 1: 101pp.
- Lee S.-M., 1987. The longicorn beetles of Korean Peninsula. Seoul. 287pp. 26pls.

## M.L. Danilevsky


- Lingafelter S.W. & Nearn E.H. 2013. Elucidating Article 45.6 of the International Code of Zoological Nomenclature: A dichotomous key for the determination of subspecific or infrasubspecific rank.- *Zootaxa*, 3709 (6): 597–600.
- Mannerheim C.G. von, 1852. Insectes coléoptères de la Sibérie orientale, nouveaux ou peu connus.- *Bulletin de la Société Impériale des Naturalistes de Moscou*, 25 (4): 273-309.
- Marklund S. & Marklund D. 2013. A new species of *Xylotrechus* (Chevrolat, 1860) from Eastern Turkey (Coleoptera, Cerambycidae, Clytini).- *Lambillionea*, 113(1): 7-8.
- Matsumura S. 1911. Erster Beitrag zur Insekten-Fauna von Sachalin.- *The Journal of the College of Agriculture, Tohoku Imperial University*, 4 (1): 1-145.
- Miroshnikov A.I. 2013. Pervaya nakhodka Cortodera transcaspica Plavilstshikov, 1936 (Coleoptera: Cerambycidae) v Talyshskikh gorakh.- *Humanity Space. International Almanac*, 2 (3): 449-452.
- Motschulsky [Motchoulski] V. 1859a. Coléoptères du gouvernement de Jakoutsk, recueillis par M. Paulofski.- *Bulletin de la Classe Physico-Mathématique de l'Académie Impériale des Sciences de St.-Pétersbourg*, 17: 539-544, 567-574.
- Motschulsky [Motchoulski] V. 1859b. Coléoptères du gouvernement de Jakoutsk, recueillis par M. Paulofski.- *Mélanges Biologiques*, 3 [1857-1861]: 221-238.
- Motschulsky V. 1859c. Catalogue des insectes rapportés des environs du fl. Amour, depuis la Schilka jusqu'à Nikolaëvsk.- *Bulletin de la Société Impériales des Naturalistes de Moscou*, 32 (4): 487-507. [note: reprinted separately in 1860, Moscou, Imprimerie de l'Université Impériale, 21 pp.]
- Motschulsky V. 1860. Coléoptères rapportés de la Sibérie orientale et notamment des pays situés sur les bords du fleuve Amour par MM. Schrenck, Maak, Ditmar, Voznessenski etc. déterminés et décrits par V. de Motschulsky. [Coléoptères de la Sibérie orientale et en particulier des rives de l'Amour].- In: Dr. L. v. Schrenck's *Reisen und Forschungen im Amur-Lande*. Band 2. Coleopteren: 79-257, Tab. VI-XI+Carte.
- Motschulsky [Motschoulsky] V. 1875. Énumération des nouvelles espèces de Coléoptères rapportés de ses voyages.- *Bulletin de la Société Impériales des Naturalistes de Moscou*, 49, 2: 139-155.
- Nakane T. & Ohbayashi K. 1957. Notes on the genera and species of Lepturinae (Coleoptera, Cerambycidae) with special references to their male genitalia.- *The scientific reports of the Saikyo University*, 2(4), A Series: 47-52.
- Ohbayashi N. 2007. Chapter 3 [Disteniidae: 335-336; Prioninae: 337-344; Lepturinae (excluding Pidonia): 351-365, 389-419]. In: Ohbayashi N. & Niisato T. (ed.) *Longicorn Beetles of Japan*. Tokai University Press, Kanagawa: 821pp.
- Ohbayashi N., Kurichara T. & Niisato T. 2005. Some Taxonomic Changes on the Japanese Cerambycidae, with Description of a New Subspecies (Coleoptera).- *The Japanese Journal of Systematic Entomology*, 11(2): 287-298.

## M.L. Danilevsky

- Özdikmen H. 2003. The Genus *Cortodera* Mulsant, 1863 (Cerambycidae: Coleoptera) in Turkey.- *Phytoparasitica*, 31(5): 433-441.
- Pic M. 1891. *Vadonia livida* var. *Desbrochersi*, n. var.- *Bulletin de la Société Entomologique de France* 1891: xvi.
- Pic M. 1902. Descriptions et notes diverses (2e article).- *L'Échange, Revue Linnéenne*, 18 (207): 17-19. [note: volume erroneously numbered as 17].
- Pic M. 1916. Notes diverses et diagnoses.- *Matériaux pour servir à l'étude des Longicornes*, 10ème cahier, 1ère partie: 2-6.
- Pic M. 1926. Notes diverses, descriptions et diagnoses (Suite).- *L'Échange, Revue Linnéenne*, 42 (426): 13-14.
- Plavilstshikov N.N. 1915a. Zhuki-usachi sobrannye A. I. Aleksandrovym v Manchzhurii (Coleoptera, Cerambycidae).- *Entomologicheskii Vestnik*, 2 (2): 103-110.
- Plavilstshikov N.N. 1915b. Evrazijskie vidy roda *Evodinus* J. Lec. (Coleoptera, Cerambycidae).- *Russkoe Entomologicheskoe Obozrenie*, 14 (3): 354-382.
- Plavilstshikov N.N. 1921. Notices synonymiques sur les Longicornes (Coleoptera, Cerambycidae). II.- *Russkoe Entomologicheskoe Obozrenie*, 17 [1917]: 110-111.
- Plavilstshikov N.N. 1930. Liste der von Herrn A. Alexandrov in der Mandschurei gesammelten Cerambyciden (Coleoptera).- *Entomologisches Nachrichtenblatt*, Bd. 4. H. 2. S. 55-57.
- Plavilstshikov N.N. 1931. Über die von G.L. Suvorov beschriebenen Cerambyciden-Arten (Coleoptera).- *Entomologische Blätter*, 27 (2): 59-65.
- Plavilstshikov N.N. 1932. Zhuki-drovoseki vrediteli drevesiny. Moscow, Leningrad: 200p.
- Plavilstshikov N.N. 1934. Eine neue *Dorcadion*-Art aus dem Nordkaukasus (Coleoptera, Cerambycidae).- *Entomologische Blätter*, 30: 120-122.
- Plavilstshikov N.N. 1936. Fauna SSSR. Nasekomye zhestokrylye. T. XXI. Zhuki-drovoseki (ch. 1). Moskva - Leningrad: Izdatel'stvo Akademii Nauk SSSR, 612 + [1] pp.
- Plavilstshikov N.N. 1958. Fauna SSSR. Zhestokrylye. T. XXIII, vyp. 1. Zhuki-drovoseki. Ch. 3. Podsemeistvo Lamiinae, ch. 1. Moskva - Leningrad: Izdatel'stvo Akademii Nauk SSSR, 591 + [1] pp.
- Samoylov T.P. 1936. Materialy po bioekologii zhukov drovosekov Yuzhnoussuriyskogo Kraya.- *Trudy Gorno-Tayozhnoy stantzii DVF AN SSSR*, 1: 215-238.
- Shapovalov A.M. 2012a. O taksonomicheskoy structure zhukov-usachey roda *Brachyta* Fairmaire, 1864 (Coleoptera, Cerambycidae), blizkikh k *Brachyta variabilis* Gebler, 1817, pp. 474-475.- In: XIV s'ezd Russkogo entomologicheskogo obshchestva. Russia, Sankt-Petersburg, 27 August – 1 September 2012. Materialy s'ezda. Sankt-Petersburg: 499pp.
- Shapovalov A.M. 2012b. Zhuki-usachi (Coleoptera, Cerambycidae) Orenburgskoy oblasti.- *Trudy Orenburgskogo otdeleniya REO*, 3. Orenburg, Orenburgskoe otdelenie Russkogo entomologicheskogo obshchestva: 224.
- Suvorov G.L. 1915: Novye vidy rodov *Dorcadion* i *Compsodorcadion* (Coleoptera, Cerambycidae).- *Russkoe Entomologicheskoe Obozrenie*, 15: 115-121.


**M.L. Danilevsky**

- Tamanuki K. 1939. Family Cerambycidae 1. Disteninae, Lepturinae.- Fauna niponica, Vol. 10, Fasc. 8, N 14: 126 pp.
- Toropov S.A. & Milko D.A. 2013. Longhorns of the tribe Dorcadionini (Coleoptera, Cerambycidae) of Kazakhstan and Middle Asia. Bishkek: 104pp.
- Tsherepanov A.I. 1979. Usachi Severnoy Azii (Prioninae, Disteniinae, Lepturinae, Aseminae). Novosibirsk, Nauka: 472 pp.
- Tsherepanov A.I. 1996. 104. Sem. Cerambycidae – Usachi ili drovoseki.- In: "Opredelitel Nasekomykh Dalnego Vostoka Rossii", v. 3. Zhestkokrylye ili zhuki, P.3. Vladivostok, Dalnauka: 56-140.
- Tshernyshev S.E. & Dubatolov V.V. 2005. K poznaniyu roda Brachyta Fairmaire, 1864 (Coleoptera, Cerambycidae) Sibiri i Dal'nego Vostoka.- Evraziatskiy Entomologicheskiy Zhurnal, 4 (1): 43-51.
- Villiers A. 1960. Sur quelques cérambycides paléarctiques.- L'Entomologiste, 16: 3-7.
- Villiers A. 1978. Faune des Coléoptères de France, 1. Cerambycidae. Paris: 636pp.
- Wang Zh. 2003. Monographia of original colored Longicorn beetles of China's north-east. Jilin Science and Technology Publishing House: 440pp. [in Chinese]
- Winkler A. 1929. Cerambycidae.- In: Catalogus Coleopterorum regionis palaearticae. Wien, Winkler et Wagner: 1135-1226.




**Figs. 1-7.** *Brachyta variabilis testaceimembris* (Pic, 1916): 1 – male, holotype, “Sibérie”; 2 – labels of the holotype; 3 – male, holotype of var. *rufimembris* Pic, 1926, “Sibérie”; 4 – labels of the holotype of var. *rufimembris*; 5-6 – males, Khabarovsk env. 5.7.1990, A.Shadenkov leg.; 7 – female from same locality; **Figs. 8-9.** *B. v. aberrans* (Villiers, 1960): 8 – male, “Corea, Tamanuki, Mt. Kambo, 18 July 1932, F.Cho”; 9 – female, Primorye Region, Lazo env., 16.7.2005, K. Makarov; **Figs 10-11.** *Cortodera transcaspica persica* Plavilstshikov, 1936: 10 – female, holotype of *C. pseudomophlus persica* Plavilstshikov, 1936; 11 – labels of the holotype.





**Figs. 12.** *Dorcadion sareptanum euxinum* Suvorov, 1915, male, Krasnodar, Pashkovskaya, 9.5.1928, E. Stepanov leg.; **Figs. 13-14.** *Dorcadion sareptanum kubanicum* Plavilstshikov, 1934, males, Maikop 20.4.1946, Stepanov leg.; **Figs 15-19.** *Dorcadion sareptanum striatiforme*: 15 – male, lectotype, “Circassia, Reitter”; 16 – male, Pyatigorsk, 26.4.1903; 17 – male, “Caucas Bor., Batalpashinsk [now Cherkessk], VII, 912”; 18–19 – male and female, Teberda, 1200-1300m, 4.6.1978, B.Zvaric leg.; **Fig. 20** - *Sophrionica sundukovi*, male.



**Figs 21-22.** *Xylotrechus antilope bitlisiensis*, **stat. nov.:** 21 - male, Armenia, Dilizhan, 26-27.7.1934, N.Plavilstshikov leg.; 22 – female with same data; **Figs 23-24.** *Ostedes kadleci*, females: 23 – Republic of Korea, Osaek-ri, Yangyang-gun, 38°4'12"N, 128°26'24"E, 19.7.2012, H.K. Jang leg.; 23 – same locality, 8.7.2013, H.K. Jang leg.

*Received: 20.10.2013*

*Accepted: 28.10.2013*