

Les cahiers

Magellanes

A revue of *Dorcadion* Dalman, 1817
species of "laeve-group" Part I
(Coleoptera, Cerambycidae, Lamiinae)



DORCADION LAEVE LAEVE FALDERMANN

M. L. DANILEVSKY & S. V. MURZIN

no 92

A revue of *Dorcadion* Dalman, 1817 species of “*laeve*-group”

Part I

(Coleoptera, Cerambycidae, Lamiinae)

Mikhail L. DANILEVSKY

and

Sergey V. MURZIN

A. N. Severtzov Institute of
Ecology and Evolution,
Russian Academy of Sciences,
Leninsky prospect 33,
Moscow 119071 Russia
danilevskym@rambler.ru
danilevsky@cerambycidae.net

A. N. Severtzov Institute of
Ecology and Evolution,
Tropical Department,
Russian Academy of Sciences,
Leninsky prospect 33,
Moscow 119071 Russia
murka3@list.ru, svmourz@yahoo.fr

Abstract

“*Dorcadion laeve*-group” is regarded to be consisted of 11 species : *D. laeve* Faldermann, 1837, *D. shirvanicum* Bogatchev, 1934, *D. nurense*, sp. n., *D. discodivisum* Pic, 1939, stat. rest., *D. resslii* Holzschuh, 2007, *D. talyschense* Ganglbauer, 1884, *D. semiargentatum* Pic, 1905, *D. glaucum* Faldermann, 1837, *D. faldermanni* Ganglbauer, 1884, *D. tebristicum* Plavilstshikov, 1951, *D. marandense* Holzschuh, 2007. *D. laeve* includes four subspecies : south most nominative subspecies from South-West Iran, *D. l. hyrcanum* Jakovlev, 1900, stat. n. from North Iran, *D. l. micula* Plavilstshikov, 1937, stat. n. from Turkey and *D. l. vladimiri* ssp. n. from Armenia. *D. shirvanicum* includes two subspecies : nominative form east Azerbajdzhan and *D. sh. azerbajdzhanicum* Plavilstshikov, 1937 from central Azerbajdzhan. *D. semiargentatum* includes 5 subspecies : nominative, *D. s. ortrudheinzae* Danilevsky, 1998, stat. n., *D. s. sarabense* Holzschuh, 1993, stat. n., *D. s. sementivum* ssp. n. (described from Sarab environs), *D. s. burdzushense* ssp. n. (described from north slope of Burdzush ridge, Asb-Forushan environs, about 15 km southwards Sarab). A new pair of synonyms is proposed : *Dorcadion semiargentatum* Pic, 1905 = *Pedestredorcadion glaucum descampsi* Villiers, 1967, syn. n. Each valid name is equipped with the list of all synonyms, as well as with the list of unavailable names and references to all publications, short morphological diagnose, description of the geographical distribution with maps, description of all studied materials and taxonomical remarks. All names are equipped with references to the original descriptions, names of type localities and type specimens.

Key words

Coleoptera, Cerambycidae, *Dorcadion*, taxonomy, new taxa, Transcaucasia, Armenia, Azerbajdzhan, Iran, Turkey.

Each species of “*laeve*-group” is characterized by totally black antennae (with only one exception : red 1st antennal joint in *D. faldermanni*) and legs, relatively glabrous roughly sculptured pronotum in males (with the exception of certain males of *D. s. semiargentatum*), pronotal pubescence never hiding cuticle, dorsal elytral carinae indistinct, more or less dominating white-grey elytral pubescence in males and in androchromal females, the general type of elytral design consists of : wide sutural pale stripe often delimited by narrow (in *D. talyschense* often wide) black line forming narrow pale internal dorsal (or subsutural) line, external dorsal line (or a single dorsal line) can be narrow or wide, often incomplete; humeral and marginal pale stripes usually rather wide; often elytral design is totally reduced and elytra are unicoloured silver; or with black sutural stripe, or with black sutural and humeral stripes; short erect elytral setae usually more or less distinct, two forms of autochromal females known; black elytral stripes can be more or less lightened : from dark-brown to pale brown or nearly white; another form of autochromal females is without recumbent pubescence dorsally, looks glabrous and so black. Such type of glabrous autochromal females is not known in any other species of *Dorcadion*. Glabrous autochromal females are also known in *Iberodorcadion* Breuning, 1943 and in *Eodorcadion* Breuning, 1947. Glabrous females in *D. (Carinatodorcadion)* or in *D. (Cribridorcadion) mniszehi* Kraatz, 1873 are androchromal.

This group is in close relations with *D. cineriferum*-group of species distributed in Alpine zone of Armenian mountains, which is connected with *D. reitteri*-group from high mountains of Georgia and East Turkey. *D. cineriferum*-group differs by always red legs and antennae, short erect elytral setae indistinct, glabrous females absent.

“*Dorcadion laeve*-group” of species is distributed from Transcaucasia to east Turkey and from north Iran to its south-west regions.

Bionomically the species of the group are usually connected with relatively dry mountain or foothill meadows with only one exception – *D. shirvanicum* is distributed in clay deserts of East Azerbajdzhan.

The group includes 11 species :

1. *D. laeve* Faldermann, 1837

ssp. *laeve* Faldermann, 1837

ssp. *hyrcanum* Jakovlev, 1900, stat. n.

ssp. *micula* Plavilstshikov, 1937, stat. n.

ssp. *vladimiri* ssp. n.

2. *D. shirvanicum* Bogatchev, 1934

ssp. *shirvanicum* Bogatchev, 1934

ssp. *azerbajdzhanicum* Plavilstshikov, 1937

3. *D. nurense*, sp. n.

4. *D. discodivisum* Pic, 1939, stat. rest.
5. *D. ressl*i Holzschuh, 2007
6. *D. talyschense* Ganglbauer, 1884
7. *D. semiargentatum* Pic, 1905
 - ssp. *sementivum* ssp. n.
 - ssp. *ortrudheinzae* Danilevsky, 1998, stat. n.
 - ssp. *semiargentatum* Pic, 1905
 - ssp. *burdzhushense* ssp. n.
 - ssp. *sarabense* Holzschuh, 1993, stat. n.
8. *D. glaucum* Faldermann, 1837
9. *D. faldermanni* Ganglbauer, 1884
10. *D. tebriscum* Plavilstshikov, 1951
11. *D. marandense* Holzschuh, 2007

Possibly several more species could be included in the group, but a number of type specimens of published names are not available, published type localities are often uncertain, the natural geographical limits of many groups of similar populations and their taxonomical status are not clear.

Several abbreviations were used in the text :

AD : collection of A. Dantchenko, Moscow.

DEI : Deutsches Entomologisches Institut, Müncheberg.

GF : collection of G. Sama (Cesena, Italy).

HNHM : Hungarian Natural History Museum, Budapest.

MD : collection of M. Danilevsky, Moscow.

MK : collection of M. Kalashian, Erevan, Armenia.

MNHP : Muséum Nationale d'Histoire Naturelle, Paris.

NMV : Naturhistorisches Museum, Vienna.

PK : collection of P. Kabátek, Prague.

SK : collection of S. Kadlec, Litvínov, Czechia.

SM : collection of S. Murzin, Moscow.

ZIN : Zoological Institute of the Russian Academy of Sciences, S.-Petersburg.

ZMM : Zoological Museum of Moscow State University.

1. *Dorcadion (Cribridorcadion) laeve* Faldermann, 1837 (Figs 1-4)

Dorcadion laeve Faldermann, 1837: 278 (Luristan); Lobanov et al., 1981 : 789 (Megri); Holzschuh, 2007 : 247-248.

Dorcadion persicum Faldermann, 1837 : 282 (Luristan); Plavilstshikov 1958 : 240.

Dorcadion plasoni Ganglbauer, 1884 : 491 ("Persien").

Dorcadion hyrcanum Jakovlev, 1900 : 64 ("Nord de la Perse : riv. Lar à l'embouchure de son affluent Sefidab, au pied du mont Demavend" [Mazandaran]), part.

Dorcadion plasoni var. *pernudum* Reitter, 1913 : 665 (Persien : Luristan); Pic, 1914 : 9.

Dorcadion (s. str.) *laeve* : Plavilstshikov, 1932 : 193 (Transcaucasia).

Dorcadion micula Plavilstshikov, 1937 ("prov. de Kars, Olty"), part.

Dorcadion (Pedestredorcadion) persicum m. *rufofemoratum* Breuning, 1946 : 123 (Perse), not available name.

Dorcadion (Autodorcadion) laeve : Plavilstshikov 1958 : 236 (= *plasoni* Ganglbauer, = *pernudum* Reitter); Lobanov et al., 1982 : 263; Danilevsky, Miroshnikov, 1985 : 332.

Dorcadion (Autodorcadion) laeve ab. *assuetum* : Plavilstshikov 1958 : 239, not available name; Breuning, 1962 : 476, as morpha.

Dorcadion (Autodorcadion) hyrcanum : Plavilstshikov 1958 : 241.

Dorcadion (Pedestredorcadion) laeve : Breuning, 1962 : 474, part. (= *persicum* Fald. = *plasoni* Ganglb. = *hyrcanum* Jak. = *pernudum* Pic = *discodivisum* Pic).

Dorcadion (Pedestredorcadion) laeve m. *rufofemoratum* : Breuning, 1962 : 475, not available name.

Dorcadion (Pedestredorcadion) laeve m. *plasoni* : Breuning, 1962 : 475.

Dorcadion (Pedestredorcadion) laeve m. *persicum* : Breuning, 1962 : 476.

Dorcadion (Pedestredorcadion) laeve m. *hyrcanum* : Breuning, 1962 : 476.

Pedestredorcadion laeve : Villiers, 1967: 366 (Gharaghadj, Elburs, Lurestan, de Hamadan à Ardebil).

Pedestredorcadion laeve var. *hyrcanum* : Villiers, 1967 : 366.

Dorcadion (Cribridorcadion) laeve : Danilevsky et al., 2005 : 137.

Type locality. – Luristan (on the base of the holotype morphology).

The original description was published without any geographical indication, but according to the title of the publication - "Fauna entomologica Trans-Caucasica" it is possible to suppose Transcaucasia as the type locality. But the species was described on the base of a single glabrous female, and such form of females absent in Transcaucasia. Besides the holotype is extremely big – "7 lin." (according




Fig. 1. *D. laeve laeve* : a-b. Males, "Luristan", ZMM; c-f. Females, "Luristan", ZMM; g. Female, "Luristan", LECTOTYPE of *D. plasoni* Ganglbauer, 1884, NMV; h-j. Males and female, "NW Iran, prov. Kurdestan, 31 km NW Divandarre, 17.IV.2002, leg. P. Kabatek" – MD. Fig. 2. *D. laeve hyrcanum* : a . male, HOLOTYPE, Mazanderan, foothills of Demavend – ZIN; b. Male, NW Iran, 13 km SW Miandoab.

to the original description), that is about 18mm – close to the maximal size known for the females in the species, known only from south most populations. So, we regard the holotype to be collected in Luristan – the area where nearly all old specimens are originated from. From the other side, there were several new taxa in Faldermann's publication, which definitely absent in Transcaucasia, like *Saperda mirabilis* Faldermann, 1837 (now in *Mallosia*), or *Dorcadion persicum* Faldermann, 1837.

Diagnosis. – Body length in males : 9-16 mm, in females : 11.3-18.8 mm; body width in males : 3.4-6.5 mm, in females : 5.3-7.8 mm. In general specimens of south populations from Luristan, Divandarre environs and Kuhin environs are distinctly larger than others. Prothorax with distinct lateral tubercles from very short, nearly obliterated to long lateral spines curved backwards; pronotum in males with relatively regular deep punctation, with sometimes conjugated punctures (Bokan; 31km NW Divandarre; Luristan); covered with very fine pubescence never hiding cuticle, sometimes pronotal male pubescence is totally indistinct (Kuhin, Maraghe, 15km SW Zanjan); pronotum in pubescent form of females always densely covered with pale pubescence, pronotal punctation about as dense as in males or a little sparser; or very fine and dense (Luristan), nearly without big punctures; pronotum in glabrous females is totally glabrous with sparse irregular punctures, or nearly without punctures at all (Luristan, 31km NW Divandarre), but with irregular sculpture; elytra in males and often in females with very typical design: wide pale sutural stripe usually (but not always) contacts apically with humeral stripe, sometimes with narrow partly reduced black line, dorsal stripes widely conjugate anteriorly and posteriorly with humeral pale stripes, so dark stroke in between is very short; dark dorsal stroke can be interrupted apically by pale spot; humeral black stripe always present, complete; marginal pale stripe wide with straight internal margin; pale pubescence is usually whitish-grey, or yellowish, sometimes (Luristan) nearly orange; humeral carinae relatively smooth, very rare dentate (Maraghe); elytral design of pubescent females is extremely variable inside each population; quite androchromal females with black elytral stripes are very rare; black pubescence is usually replaced by brown or pale-brownish pubescence, sometimes dark pubescence is so pale that typical elytral design is nearly undistinguished and elytra look unicoloured pale-brown; often all pale stripes with more or less numerous black spots, sometimes dorsal pale stripes are shortened, not touching humeral stripes apically; sometimes narrow dark sutural stripe present; glabrous females are known from four regions: Sagez environs (where they seem to represent a dominating female form), 31km NW Divandarre, 15km SW Zanjan and populations from Luristan; glabrous females absent in Armenia; the smallest and the largest known females belong to glabrous form; short strong erect elytral setae always present (also in glabrous females), but always hardly visible.

One male with dark-red antennae and legs from “Perse” was described as *m. rufofemoratum* by S. Breuning (1946). Two abnormally small males from Armenia have reddish antennae and legs.

Distribution. – Map 1 (1-16). Armenia – several populations are known in Megri and Kafan districts; North and West Iran – the species is known from : Azerbajdzhan, Kurdestan, Zanjan, Kermanshah, Luristan, Hamadan, Mazanderan, Khorasan; one population was described from east Turkey (Olty).

Remarks. – The species was recorded for Transcaucasia by N. N. Plavilstshikov (1932), but latter it was not included in fauna of Armenia (Plavilstshikov, 1948) and was not definitely recorded for the fauna of the USSR (Plavilstshikov, 1958). The occurrence of the species in Armenia was proved only in 1981 (Lobanov et al., 1981).

A very big area of the species includes a lot of rather different peculiar populations. At the moment we are ready to recognize four subspecies : *D. l. laeve* Faldermann, 1837 (Kurdistan, Kermanshah, Luristan), *D. l. hyrcanum* Jakovlev, 1900 (from Iranian Azerbajdzhan southwards to north Kurdistan and eastwards to Khorasan), *D. l. vladimiri* ssp. n. (Armenia), *D. l. micula* Plavilstshikov, 1937 (east Turkey, Olty).

The areas of different subspecies are often strongly distant and separated by areas of another vicariant species of same group. More over marginal (northern, eastern, southern and western) taxa of *D. laeve*-group of species are usually represented by different subspecies of *D. laeve*. We believe, that all of them are connected by mutual origin. So, probably *D. laeve* can be close to the common ancestor of the group. Only one species – *D. talyschense* can be sympatric with other species of the group.

1a. *Dorcadion (Cribridorcadion) laeve laeve* Faldermann, 1837 (Fig. 1)

Dorcadion laeve Faldermann, 1837 : 278 (Luristan); Lobanov et al., 1981 : 789 (Megri).

Dorcadion persicum Faldermann, 1837 : 282 (Luristan); Plavilstshikov 1958 : 240.

Dorcadion plasoni Ganglbauer, 1884 : 491 (Persien).

Dorcadion plasoni var. *pernudum* Reitter, 1913 : 665 (Persien : Luristan); Pic, 914 : 9.

Dorcadion (s. str.) *laeve* : Plavilstshikov, 1932 : 193 (Transcaucasia), part.

Dorcadion (Autodorcadion) laeve : Plavilstshikov 1958 : 236 (= *plasoni* Ganglb., = *pernudum* Reitt.), part.; Lobanov et al., 1982 : 263, part.; Danilevsky, Miroshnikov, 1985 : 332, part.

Dorcadion (Autodorcadion) laeve ab. *assuetum* : Plavilstshikov 1958 : 239, not available name; Breuning, 1962 : 476, as morpha.

Dorcadion (Pedestredorcadion) laeve : Breuning, 1962 : 474 (= *persicum* Fald. = *plasoni* Ganglb. = *hyrcanum* Jak. = *pernudum* Pic = *discodivisum* Pic) part.

Dorcadion (Pedestredorcadion) laeve m. *plasoni* : Breuning, 1962 : 475.

Dorcadion (Pedestredorcadion) laeve m. *persicum* : Breuning, 1962 : 476.

Pedestredorcadion laeve : Villiers, 1967 : 366 (+ var. *hyrcanum* Jak.; Gharaghadj, Elburs, Lurestan, de Hamadan à Ardebil), part.

Type locality. – Luristan (on the base of the holotype morphology, see above).

Diagnosis. – Body length in males : 12.6-16 mm, in females : 13.8-18.8 mm; body width in males : 4.2-6.5 mm, in females : 6-7.8mm.

The subspecies is characterized by usually bigger size, small specimens unknown; lateral pronotal tubercles very short; pale pubescence in males usually yellowish or orange; male pronotum with very rough, conjugated punctation, covered with fine pubescence; female pronotum (both in glabrous and in pubescent forms) always without big punctures near middle (or with singular punctures); pronotum in pubescent females with very dense fine punctation, in glabrous form - with rough irregular sculpture. Glabrous females are not rare and known from all populations.

Distribution. – Map 1 (1-2). South part of the species area; Iran : Luristan, Kermanshah, Kurdistan; most probably the record of the species for Hamadan (Villiers, 1967) also concerns the nominative subspecies. A few localities are definitely known : Kurdistan, 31 km NW Divandarre; Kermanshah.

Materials. – 1 female (pubescent form, 17 mm), LECTOTYPE of *Dorcadion plasoni* Ganglb. (**present designation**) with two labels : (1) “v. Bodemeyer, Persien, Luristan”, (2) “spec. typ.” [red] - NMV; 9 males, 5 females (including one glabrous specimen, including one syntype of ab. *assuetum* Plav.), “v. Bodemeyer, Persien, Luristan” – ZMM; 3 males, 5 females (including 2 glabrous females) with same label – ZIN; 1 male, 2 females (including one glabrous specimen) with same label – MD; 1 male, “Persia, Luristan” – ZMM; 1 female, syntype of ab. *assuetum* Plav., “Persia, Kermanschach” – ZMM; 4 males, 6 females (including 3 glabrous), Iran (Kurdistan), 31 km NW Divandarre, 17.IV.2002, P. Kabatek leg. – PK; 2 males, 1 female (glabrous) with same label – MD.

Remark. – A series of syntypes of *D. plasoni* Ganglb. consists of two different taxa preserved now in two museums: Naturhistorisches Museum (Vienna) and Zoological Institute of the Russian Academy of Sciences (Sankt-Petersburg). We prefer to select lectotype among Vienna specimens, where most part of Ganglbauer’s types are disposed. Two syntypes, male and female are preserved in Vienna. We designate the female (Fig. 1g) as lectotype because of more precise geographical label (“Luristan”), though the size (17mm) of that female is not quite agree with the data from the original description (“12-14mm”), but quite agree with the description of *D. laeve*. Another Vienna syntype male (Fig. 2n, 11.8mm) from “Persia” is designated as paralectotype as well as a syntype female (“Sultanabad”) from Sankt-Petersburg. Both paralectotypes are determined as *D. laeve hyrcanum* (see bellow). They are too small for the nominative subspecies and has relatively regular pronotal punctation typical for *D. l. hyrcanum*.

1b. *Dorcadion (Cribridorcadion) laeve hyrcanum* Jakovlev, 1900, stat. n.
(Fig. 2)

Dorcadion hyrcanum Jakovlev, 1900 : 64 ("Nord de la Perse : riv. Lar à l'embouchure de son affluent Sefidab, au pied du mont Demavend").

Dorcadion (Autodorcadion) laeve : Plavilstshikov 1958 : 236 (= *plasoni* Ganglb. = *pernudum* Reitt.), part; Lobanov et al., 1982 : 263, part.; Danilevsky, Miroshnikov, 1985 : 332, part.

Dorcadion (Autodorcadion) hyrcanum : Plavilstshikov 1958 : 241, part.

Dorcadion (Pedestredorcadion) laeve : Breuning, 1962 : 474 (= *persicum* Fald. = *plasoni* Ganglb. = *hyrcanum* Jak. = *pernudum* Pic = *discodivisum* Pic), part.

Dorcadion (Pedestredorcadion) laeve m. hyrcanum : Breuning, 1962 : 476, part.

Pedestredorcadion laeve : Villiers, 1967 : 366, part.

Pedestredorcadion laeve var. hyrcanum : Villiers, 1967 : 366, part.

Type locality. – Iran, Mazanderan, foothills of Demavend (according to the original description).

Diagnosis. – Body length in males : 9-16 mm, in females : 12.2-16.2 mm; body width in males : 3.4-5.3 mm, in females : 5.1-6.9 mm.

The subspecies is characterized by moderate or small body size (with the exception of Zanzan populations, which often includes big specimens similar to *D. l. laeve*); lateral tubercles of prothorax relatively small, distinctly smaller, than in *D. l. vladimiri*, ssp. n.; pronotal punctation in males usually irregular, with often conjugated punctures; pronotal punctation in pubescent females rather dense, denser than in *D. l. vladimiri*, ssp. n.; pale pubescence in males usually whitish-grey or yellowish; pubescent females with strongly variable elytral design, only a few females have dark-brown elytral strokes and so, more or less similar to males; usually dark elytral areas are pale-brownish, sometimes dark pubescence is so pale that typical elytral design is nearly undistinguished and elytra look unicoloured pale-brown; all pale stripes with more or less numerous black spots, sometimes dorsal pale stripes are shortened, not touching humeral stripes apically; glabrous forms of females are known from Sagez environs and from Meygan lake valley.

Distribution. – Map 1 (3-13). Iran – Azerbajdzhan, 13 km SW Miandoab; Azerbajdzhan, Dashband, 15 km N Bukan; Azerbajdzhan, N Maraghe, Aziz Abad env.; Azerbajdzhan, Maraghe env.; Kurdistan, 6 km N Sagez; Kurdistan, 31 km NW Divandarre; Zanzan prov., 15 km SW Zanzan; Zanzan prov., near Abhar (about 90 km SE Zanzan), 36°20'N, 49°44'E; Zanzan prov., 40 km WNW Qazvin, Kuhin; Mazanderan prov., foothills of Demavend, Lar river near mouth of Sefidab river; Markazi prov., "Sultanabad", Meygan lake valley; Khorasan prov., NW Shirvan, Ghouch-Ghaleh.




Fig. 2. *D. laeve hyrcanum* : c-d. Males, NW Iran, 13 km SW Miandoab; e-g. Females, same locality; h. Male, NW Iran, Dashband, 15 km N Bukan; i. Female, same locality; j-k. NW Iran, 6 km N Sagez; l. Male, N Iran, Khorasan, NW Shirvan, Ghouch-Ghaleh; m. Female same locality; n. Male, "Persia", PARALECTOTYPE of *D. plasoni* Ganglb.




Fig. 2. *D. laeve hyrcanum* : o. Male, Sultanabad, Meygan lake valley; p. Female, PARALECTOTYPE of *D. plasoni* Ganglb., same locality; q. Female, same locality; r. Male, Kuhin env., Zanzan prov.; s. 15 km SW Zanzan. Fig. 3. *D. laeve micula* : a. Male, LECTOTYPE, E Turkey, Olty; b. Female, PARALECTOTYPE, same locality. Fig. 4. *D. laeve vladmiri* sp. n. : a. Male, HOLOTYPE, Armenia, Megri distr., Lichk; b. Female, PARATYPE, same locality; c. Male, PARATYPE, Armenia, Kafan distr., Artzvanik; Fig. 5. *D. shirvanicum shirvanicum* : a-b. Males, Azerbajdzhan, Pirekeshkiul, 30km W Baku.

Materials. – male (12.2 mm), HOLOTYPE (monotypy) with three labels : (1) “[Lar river near mouth of Sefidab river, 30.VI.94, Glazunov”][in Russian]; (2) “hyrcanum Jak.”[hand written], (3) “HOLOTYPUS, *Dorcadion hyrcanum* Jakovlev, 1900” [printed] – ZIN; male (11.7 mm), PARALECTOTYPE of *Dorcadion plasoni* Ganglb. (**present designation**) with four labels : (1) “Persia”, (2) “Plason”, (3) “Plason, 1881”, (4) “TYPUS” [red] – NMV; 1 male (11 mm), “Sultanabad, Th. Strauss.” - ZMM; 1 female (13 mm), PARALECTOTYPE of *D. plasoni* Ganglb. (**present designation**), with two labels : (1) “Sultanabad, Th. Strauss.”, (2) “Plasoni Gglb., cotyp.” [Ganglbauer's hand] – ZMM; 1 female (glabrous form, 12.3 mm), “V. Bodemeyer, Persien, Sultanabad” – ZMM; 6 males, 6 females, Iran (Azerbajdzhan), 13 km SW Miandoab, 1200 m, 16.IV.1996, W. Heinz leg. – MD; 4 males, 1 female, Iran (Azerbajdzhan), Dashband, 15 km N Bukan, 1300 m, 23.III.1996, W. Heinz leg. – MD; 2 males, Iran (Azerbajdzhan), N Maraghe, Aziz Abad env., 2100 m, 30.IV.2001, S. Murzin leg. – SM; 2 males, Iran (Azerbajdzhan), Maraghe env., 1400-1600 m, 28.IV.2001, S. Murzin leg. – SM; 2 males, 5 females (including 4 glabrous specimens), Iran (Kurdistan), 6 km N Sagez, 1500 m, 24.3.1996, W. Heinz leg. – MD; 2 males, 2 females, Iran (Khorasan), NW Shirvan, Ghouch-Ghaleh, 900 m, 3.4.1996, W. Heinz leg. – MD; 13 males, 1 female (glabrous form), Iran (Zanjan), 15 km SW Zanjan, 1900-2100 m, 4.V.2007, S. Murzin leg. – SM; 1 male, Iran (Zanjan), 40 km WNW Qazvin, Kuhin env., 1500-1600 m, 22-28.V.2007, S. Murzin leg. – SM; 1 male, Iran (Zanjan), near Abhar (about 90 km SE Zajan), 36°20'N, 49°44'E, 14.IV.2008, R. Nazarov leg. – ZMM.

Remark. – Very small male (paralectotype of *D. plasoni* Gglb.) from “Persia” – VNM, identified here as *D. laeve hyrcanum*, was most probably collected near “Sultanabad”, as another paralectotype (small female) with the label “Sultanabad” – ZMM, as well as a series of small specimens also equipped with same labels – “Sultanabad” – ZMM. The locality is situated in Markazi prov. in Meygan lake valley.

1c. *Dorcadion (Cribridorcadion) laeve micula* Plavilstshikov, 1937, stat. n. (Fig. 3)

Dorcadion (s. str.) *micula* Plavilstshikov, 1937 : 26 (“prov. de Kars, Olty”).

Dorcadion (Autodorcadion) micula : Plavilstshikov, 1948 : 133, 145; 1958 : 242.

Dorcadion (Pedestredorcadion) micula : Breuning, 1962 : 476.

Type locality. – Turkey, Olty, now in Erzerum province (according to the original description).

Diagnosis. – Body length in male : 9.4 mm, in female : 12 mm; body width in male : 3.6 mm, in female : 5.3 mm. It is smallest known taxon of the group, though certain males and females of other subspecies can be smaller.

Antennae long, in male attaining apical elytral fifth, in female surpassing elytral middle; prothorax with well developed lateral tubercles, which are relatively not longer than in *D. laeve* (as it was declared in the original description); pronotum in male with relatively regular deep punctation, with sometimes conjugated punctures; covered with very fine pubescence not hiding cuticle; pronotum in female densely covered with pale pubescence but without distinct punctures – the most significant distinguishing character, poor shallow rudiments of large punctures are visible; elytral humeral carinae smooth, pubescent; elytra in male and in female with just same design as in *D. l. laeve* : wide pale sutural stripe contacts apically with humeral stripe, dorsal stripes widely conjugate anteriorly and posteriorly with humeral pale stripes, so dark stroke in between is very short (in female right pale dorsal line does not touch humeral line); humeral dark stripe always present, complete; marginal pale stripe wide with straight internal margin; dark elytral pubescence in male – black, in female – pale-brown; sutural pale stripe in female with numerous black spots; short strong erect elytral setae present, but hardly visible.

Distribution. – Map 1 (16). Only one population is known in Turkey : Erzerum province, near Olty.

Materials. – 1 male, LECTOTYPE (**present designation**) with three labels and small goldish disk : (1) “Type” [red]; (2) “Transcauc., Olty, ex c. Dobrovl.”, (3) “Dorcadion micula m. [Plavilstshikov’s hand], N. Plavilstshiokv det., 1940” – ZMM; 1 female, PARALECTOTYPE (**present designation**) with three labels and small goldish disk : (1) “Paratype” [red]; (2) “Transcauc., Olty, ex c. Dobrovl.”, (3) “Dorcadion micula m. [Plavilstshikov’s hand], N. Plavilstshiokv det., 1940” – ZMM.

Remark. – *D. l. micula* is very close to *D. l. hyrcanum*, but strongly geographical isolated. Both known specimens are very small and female has peculiar pronotal sculpture. All other distinguishing characters listed in the original description are not available; considerably exposed humeri can be observed only in female and seem to be its individual character. I’ve seen the specimens, which were used for the record of *D. laeve* for Turkey (Özdikmen, Hasbenli, 2004: 29 “Gümü_hane: Kelkit, Günyurdu”). It was *D. dimidiatum* Motschulsky, 1838.

1d. *Dorcadion (Cribridorcadion) laeve vladimiri*, ssp. n. (Fig. 4)

Dorcadion (s. str.) *laeve* : Plavilstshikov, 1932 : 193 (Transcaucasia).

Dorcadion (Autodorcadion) laeve : Lobanov et al., 1982 : 263, part.; Danilevsky, Miroshnikov, 1985 : 332, part.

Dorcadion (Cribridorcadion) laeve : Danilevsky et al., 2005 : 137.

Type locality. – Armenia, Megri distr., Lichk env., 39°03N, 46°12'E, 1740 m.

Description. – Body length in males : 9.5-14 mm, in females : 12.5-15.4mm; body width in males : 3.5-5.3 mm, in females : 5.5-6.4 mm. The biggest male is a single available representative of Kafan population. According to M. Kalashian (personal message) Kafan population in general consists of bigger specimens.

Prothorax with strongly developed lateral spines, often long and curved backwards; pronotum in males with relatively regular deep never conjugated punctation, fine pronotal pubescence usually indistinct; pronotum in females always densely covered with pale pubescence, pronotal punctation deep, but much sparser, than in males; glabrous females absent; elytra in males and often in females with typical species design: wide pale sutural stripe usually (but not always) contacts apically with humeral stripe, dorsal stripes widely conjugate anteriorly and posteriorly with humeral pale stripes, so black stroke in between is short, sometimes very short and narrow, or in female just contrary long and wide; black dorsal stroke can be interrupted apically by pale spot; pale pubescence whitish-grey, or often yellowish; humeral carinae relatively smooth; elytral design in females never reduced or modified; sutural pale stripe in females with numerous small black spots; dorsal and humeral pale stripes in females without black spots.

Distribution. – Map 1 (14-15). Armenia in Megri and Kafan districts, along two mountain ridges : Megrinsky ridge and Bargushatsky ridge; known localities are : Megri distr., Nor-Arevik, 4 km S Lichk; Megri distr., Lichk env., crossroad, 39°03'N, 46°12'E; Megri distr., 3-5 km N Niuvady; Megri distr., Giumaratz, 6 km N Shvanidzor; Kafan distr., 1 km southwards Artsvanik (about 9 km north-eastwards Kafan), 39°15'N, 46°28'E.

Materials. – HOLOTYPE, male, Armenia, Megri distr., 1 km E Lichk, crossroad, 39°03'N, 46°12'E, 1740 m 18.V.2005, M. Kalashian leg. – MD; 68 PARATYPES, 57 males, 11 females : 6 males, 1 female, with same label – MK; 1 female from same locality, 7.VI.1993, M. Kalashian leg. – MD; 7 males, 1 female, same locality, 25 and 29.IV.1998, M. Kalashian leg. – MK; 9 males, same locality, 13.VI.2003, M. Kalashian leg. – MK; 5 males, 2 female, Armenia, Megri distr., Nor-Arevik (4 km S Lichk, about 1600 m), 30.V-1.VI.1980, A. Lobanov leg. – ZIN; 2 males, 1 female with same label – MD; 1 female, Armenia, Megri-Lichk, 19.V.1988, M. Kalashian leg. – MD; 1 male, 1 female, Armenia, Megri distr., Giumaratz, 6 km N Shvanidzor, 1780 m, 25.V.2000, Agababian leg. – MD; 1 male, same locality, 27.V.2000, Agababian leg. – MK; 15 males, 1 female, same locality, 27.V.2003, Agababian leg. – MK; 1 female, same locality, 20-22.V.2005, A. Dantchenko leg. – MD; 1 female, same locality, 24.V.2005, Karagian leg. – MK; 9 males, 1 female, Armenia, Megri distr., 3-5 km N Niuvady, 10-17.V.2003, Malkhasian leg. – MK; 1 male, Armenia, Kafan distr., 1 km S Artzvanik, 39°15'N, 46°28'E, 1000-1100m, 01.V.1998, M. Kalashian leg. – MD.

Remarks. – New subspecies differs from all others by moderate body size, long lateral pronotal spines, glabrous male pronotum with regular punctation, absence of glabrous females; very constant elytral design in females; besides the area of *D. l. vladimiri* ssp. n. is strongly isolated from the areas of other subspecies by the areas of several other vicariant species of the group : *D. glaucum* Faldermann, 1837, *D. tebricum* Plavilstshikov, 1951, *D. semiargentatum* Pic, 1905 and others.

Name derivation. – We dedicate the new subspecies to Vladimir Sergeevitch Murzin – father of one of co-authors, who was a great Russian physicist and passionate lepidopterist. Vladimir Sergeevitch Murzin discovered this taxon near Lichk in 1970.

2. *Dorcadion (Cribridorcadion) shirvanicum* Bogatchev, 1934 (Fig. 5-6)

Dorcadion mniszechi shirvanica Bogatchev, 1934 : 51 (Azerbajdzhan, Sumgait river, Perekeshkiul).

Dorcadion azerbaijdzhanicum Plavilstshikov, 1937 : 25 (“Transcaucasia : Azerbajdzhan centr. : station Padar, ... steppes de Geoktchaj, Bargushety”).

Dorcadion (Autodorcadion) mniszechi m. shirvanicum : Plavilstshikov, 1958 : 107, part.

Dorcadion (Autodorcadion) azerbaijdzhanicum : Plavilstshikov, 1958 : 199, part. Lobanov et al., 1982 : 263; Danilevsky, Miroshnikov, 1985 : 331, part.

Dorcadion (Cribridorcadion) mniszechi m. shirvanicum : Breuning, 1962 : 529, part.

Dorcadion (Pedestredorcadion) azerbaijdzhanicum : Breuning, 1962 : 293, part.

Dorcadion (Autodorcadion) mniszechi shirvanicum : Danilevsky, Miroshnikov, 1985 : 328, part.

Dorcadion shirvanicum : Danilevsky, Khvyliya, 1987 : 82 (= *D. azerbaijdzhanicum* Plav.); Danilevsky, 2004 : 3; Holzschuh, 2007 : 247, 248.

Type locality. – East Azerbajdzhan, Sumgait river, Perekeshkiul env. (according to the original description).

Diagnosis. – Body length in males : 10-17.3 mm, in females : 12.5-18 mm; body width in males : 4-6.5 mm, in females : 5.1-7 mm.

Antennae in males attaining apical elytral forth, in females surpassing elytral middle; prothorax with well developed long and sharpened lateral tubercles; pronotum in males and in pubescent females with relatively regular, small punctation, with sometimes conjugated punctures; covered with very fine pubescence not hiding cuticle, but sometimes with more or less distinct longitudinal central hair stripe; pronotum in glabrous form of females relatively smooth, without punctures in the middle, with big irregular punctures laterally, with slightly marked central furrow;




Fig. 5. *D. shirvanicum shirvanicum* : c. Males, Azerbajdzhan, Pirekeshkiul, 30km W Baku; d-h. Females, same locality. Fig. 6. *D. shirvanicum azerbajdzhanicum* : a. Male, Azerbajdzhan, 2 km N Geoktchai; b-c. Females, same locality. Fig. 7. *D. nurense* : male, HOLOTYPE (monotypy), NW Iran, Nur lake.

elytral dorsal carinae often distinct in females; elytral humeral carinae usually more or less granulated anteriorly, though in pubescent forms densely covered with dark hairs or sometimes partly glabrous; elytra in males and in pubescent females with same basic design as in *D. laeve* : wide pale sutural stripe contacts apically with humeral stripe, dorsal stripes (usually narrower than in *D. laeve*) widely conjugate anteriorly and posteriorly with humeral pale stripes, though usually in less distant than in *D. laeve*, so dark stroke in between is longer; humeral dark stripe usually more or less reduced, rather narrow anteriorly; all dark elytral areas in pubescent forms with numerous pale spots, which very rare can totally absent, and such specimen looks very similar to *D. laeve*; sometimes pale spots are so numerous, that normal elytral design is totally masked and elytra looks pale with scattered dark spot; sometimes wide pale sutural stripe with a pair of narrow black line (similar to *D. talyschense*); dark elytral pubescence in females from black to pale-brown, or so pale that elytral design becomes indistinct and whole elytra looks uniformly pale; humeral dark stripe always present, complete or reduced anteriorly; marginal pale stripe wide with usually irregular internal margin because of pale spots of humeral dark stripe; short strong erect elytral setae present, but hardly visible.

Distribution. – Map 1 (17-21). Steppe and semidesert landscapes of the north part of Azerbajdzhan from about Apsheron peninsula to Giandzha. The taxon was recorded for Derbent (Dagestan, Russia) by S. Breuning (1962).

2a. *Dorcadion (Cribridorcadion) shirvanicum shirvanicum* Bogatchev, 1934 (Fig. 5)

Dorcadion mniszzechi shirvanica Bogatchev, 1934 : 51 (Azerbajdzhan, Sumgait river, Perekeshkiul)

Dorcadion (Autodorcadion) mniszzechi m. shirvanicum: Plavilstshikov, 1958 : 107, part.

Dorcadion (Autodorcadion) azerbajdzhanicum : Plavilstshikov, 1958 : 199, part. Lobanov et al., 1982 : 263, part.; Danilevsky, Miroshnikov, 1985 : 331, part.

Dorcadion (Cribridorcadion) mniszzechi m. shirvanicum : Breuning, 1962 : 529, part.

Dorcadion (Pedestredorcadion) azerbajdzhanicum : Breuning, 1962 : 293, part.

Dorcadion (Autodorcadion) mniszzechi shirvanicum : Danilevsky, Miroshnikov, 1985 : 328, part.

Dorcadion shirvanicum : Danilevsky, Khvyliya, 1987 : 82 (= *D. azerbajdzhanicum* Plav.), part.

Dorcadion shirvanicum shirvanicum : Danilevsky, 2004 : 5-6.

Type locality. – East Azerbajdzhan, Sumgait river, Perekeshkiul env. (according to the original description).

Diagnosis. – Body length in males : 11-17.3 mm, in females : 14.3-18 mm; body width in males : 4-6.5mm, in females: 5.8-7.0mm.

Dorsal elytral surface relatively convex; pale elytral spots usually very numerous, sometimes elytra looks totally pale with scattered black spots; humeral black stripe always complete; humeral carinae usually totally pubescent with hardly visible granules; glabrous females are not rare.

Distribution. – Map 1 (17). Planes of East Azerbajdzhan. We know only one population near Perekeshkiul in Sumgait River Valley (about 30 km westwards Baku), but according to the original description the taxon can be distributed westwards to Shemakha (about 100 km westwards Baku). “*Dorcadion azerbajdzhanicum*” was recorded by Breuning (1962) for Derbent, that is about 240 km northwestwards from Baku in Dagestan (Russia). I preliminary attribute Breuning’s record to *D. shirvanicum shirvanicum*, but that locality needs to be confirmed.

Materials. – 14 males, 18 females, E Azerbajdzhan, Perekeshkiul env. (about 30 km westwards Baku), 24.IV.1986, S. Khvyliya *leg.* – MD; 27 males and 15 females, same locality, 1-2.V.1987, M. Danilevsky *leg.* – MD; 38 males and 56 females, same locality, 20.IV.1991, V. Tzimerov *leg.* – MD.

2b. *Dorcadion (Cribridorcadion) shirvanicum azerbajdzhanicum* Plavilstshikov, 1937 (Fig. 6)

Dorcadion azerbajdzhanicum Plavilstshikov, 1937 : 25 (“Transcaucasia: Azerbajdzhan centr. : station Padar, ... steppes de Geoktchaj, Bargushety”).

Dorcadion (Autodorcadion) azerbajdzhanicum : Plavilstshikov, 1958 : 199, part. Lobanov et al., 1982 : 263, part.; Danilevsky, Miroshnikov, 1985 : 331, part.

Dorcadion (Pedestredorcadion) azerbajdzhanicum : Breuning, 1962 : 293, part.

Dorcadion shirvanicum : Danilevsky, Khvyliya, 1987 : 82 (= *D. azerbajdzhanicum* Plav.), part.

Dorcadion shirvanicum azerbajdzhanicum : Danilevsky, 2004 : 3.

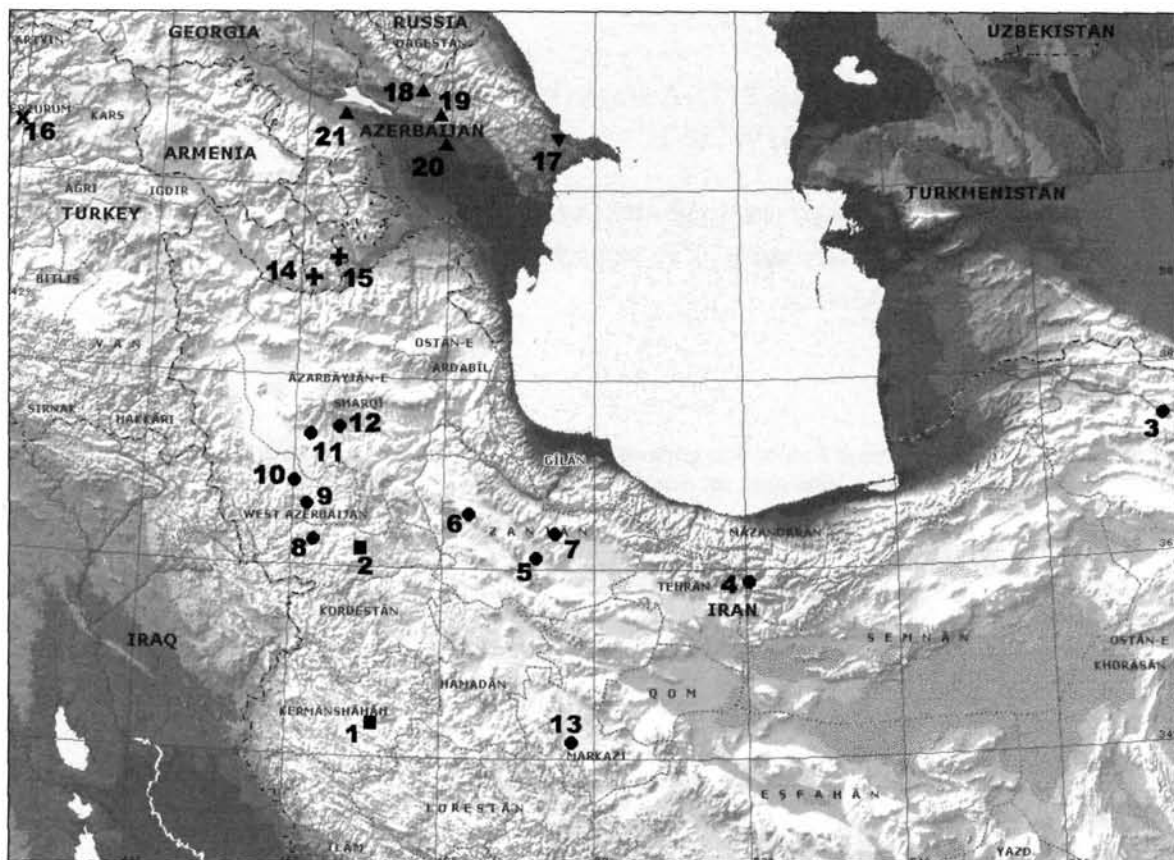
Type locality. – North Azerbajdzhan, Padar, about 40 km northwestwards from Geokchaj according to the lectotype label.

Diagnosis. – Body length in males : 9.5-15.7 mm, in females : 12.5-16.3 mm; body width in males : 3.7-6.1 mm, in females : 5.1-6.6 mm.

The taxon differs from the nominative subspecies by relatively flat dorsal elytral surface; usually less developed pale elytral spots, so certain specimens are very similar to *D. laeve*; humeral black stripe never well developed, usually absent at least anteriorly or totally absent; humeral carinae usually strongly granulated anteriorly and here partly glabrous; glabrous females are not known.

Distribution. – Map 1 (18-21). Central Azerbajdzhan from Geoktchai stepp to about Giandzha. Four localities are known : Padar environs, Bargushad environs, Giandzha environs and Geoktchai environs.

Materials. – 1 male, LECTOTYPE and 1 female, PARALECTOTYPE (designated by M. Danilevsky, 2004), “Azerbajdzhan centr., st. Padar, 5.5.1934, A. Zhelochovtzev” – ZMM; 1 male and 1 female, PARALECTOTYPES (designated by M. Danilevsky, 2004), “Transcauc., Bargusheti [now Bargushad], distr. Geoktshai, IV.1903” – ZMM; a male, Transcaucasie, Elisavetpol [now – Giandzha], Karaganah[?], VI.1916, G. Olsufiev leg. – ZMM; 11 males and 2 females, Azerbajdzhan, 2 km N Geoktchai, 28.IV-3.V.1988, A. Lobanov leg. – ZIN; 2 males and two females with same label - MD.



Map. 1. Localities of *D. laeve* (1-16) and *D. shirvanicum* (17-21). 1-2. *D. laeve laeve* : 1. Kermanshah; 2. 31 km NW Divandarre. 3-13. *D. l. hyrcanum* : 3. Ghouch-Ghaleh; 4. Foothills of Demavend Mt., Lar river (type locality); 5. Abhar, Zanjan prov.; 6. 15 km SW Zanjan; 7. Kuhin, 40 km WNW Kazvin; 8. 6 km N Sagez; 9. 15 km N Bukan; 10. 13 km SW Miandoab; 11. Maraghe; 12. Aziz Abad; 13. Sultanabad. 14-15. *D. l. vladimiri* ssp. n. : 14. Lichk; 15. Artzvanik. 16. *D. l. micula* : Olty. 17. *D. shirvanicum shirvanicum* : Pirekeshkiul; 18-21. *D. shirvanicum azerbajdzhanicum* : 18. Padar (type) ; 19. Geokchaj; 20. Bargushad; 21. Gianzha.

3. *Dorcadion (Cribridorcadion) nurense*, sp. n. (Fig. 7)

Pedestredorcadion talyschense m. *latevittipenne* Breuning, 1974 in Breuning, Villiers, 1974 : 133 ("Iran : Lac de Nur"), not available name.

Type locality. – Iran, Azerbajdzhan, Nur lake environs, about 40km south-eastwards Ardebil, 2500m, 38°00'N, 48°34'E.

Diagnosis. – Only holotype male is known. Body length : 13.8 mm, width : 5.3 mm.

Prothorax with distinct, but short lateral tubercles; pronotum with very fine scattered pale pubescence; with irregular deep, dense, partly conjugated punctures; with shallow central longitudinal furrow; elytra moderately convex, without dorsal carinae, humeral carinae without rough sculpture, totally pubescent; each elytron with four wide distinct longitudinal pale-grey hair stripes; wide marginal stripes are about as wide as joint sutural stripe; dorsal stripes are narrower than humeral stripes, do not reach elytral apices and not conjugated with humeral stripes; pale elytral pubescence is partly replaced by yellow setae; sutural stripe is margined with yellow; strong short erect elytral setae indistinct.

Distribution. – Map 2 (1). A single known male was collected near Nur lake in north-west Iran : 38°00'N, 48°34'E.

Materials. – HOLOTYPE, male with 4 labels : (1)"HOLOTYPE"[red]; (2)"IRAN, Lac de Nur, VI.1971, P. Morvan" (3)"*D. talyschense latevittipenne* m. typ Breuning det."; (4)"Museum Paris" – MNHP.

to be continued...

NOTE DE L'AUTEUR : tout nouveau nom ou acte nomenclatural inclus dans ce travail, édité selon un procédé permettant d'obtenir de nombreuses copies identiques, est destiné à une utilisation permanente, publique et scientifique.

Date de publication : 31 mars 2009

CAHIERS MAGELLANES DÉJA PARUS

- 69-Neue Bockkäfer aus der Arabischen Halbinsel & Afrika
(*Coleoptera, Disteniidae, Cerambycidae*)
KARL ADLBAUER
- 70-Contribution à la connaissance des longicornes de Sainte-Lucie et de Martinique (*Coleoptera, Cerambycidae*)
JULIEN TOUROULT
- 71-Espèces de *Distenia* (*Distenia*)
Lepelletier & Audinet-Serville
(*Coleoptera, Cerambycidae, Disteniinae*)
A. SANTOS-SILVA & FRANK T. HOVORE (†)
- 72-Les *Rhaphiptera* Audinet-Serville, 1835, en Guyane et description d'un nouveau genre affine (*Coleoptera, Cerambycidae, Lamiinae, Pteroplini*)
G-L. TAVAKILIAN, P-H. DALENS & J. TOUROULT
- 73-Novos táxons de *Lamiinae* Neotropicaes (*Coleoptera, Cerambycidae, Lamiinae*)
MARIA-HELENA M. GALILEO & UBIRAJARA R. MARTINS
- 74-Espèces de *Elytrimitatrix* (*Grossifemora*)
Santos-Silva & Hovore
I. Novos registros e novas espécies (*Coleoptera, Cerambycidae, Lamiinae*)
A. SANTOS-SILVA & FRANK T. HOVORE (†)
- 75-Espèces de *Elytrimitatrix* (*Grossifemora*)
Santos-Silva & Hovore
II. Novas espécies e chave para o subgênero (*Coleoptera, Cerambycidae, Lamiinae*)
A. SANTOS-SILVA & FRANK T. HOVORE (†)
- 76-Notes sur les *Callichromatini* asiatiques - II. Nouveaux genres et espèces de *Callichromatini* du nord de Bornéo (*Coleoptera, Cerambycidae, Callichromatini*)
E. VIVES, J. BENTANACHS, S. CHEW KEA FOO
- 77-Un nouveau *Pseudodeltaspis* originaire du Nicaragua (*Coleoptera, Cerambycidae, Cerambycinae*)
ALAIN AUDUREAU
- 78-Note concernant une petite collection de lamiaires colligés en Côte d'Ivoire - I (*Coleoptera, Cerambycidae, Lamiinae*)
P. TÉOCCHI, E. JIROUX, J. SUDRE, A. TURE
- 79-Note concernant une petite collection de lamiaires colligés en Côte d'Ivoire - II (*Coleoptera, Cerambycidae, Lamiinae*)
P. TÉOCCHI, E. JIROUX, J. SUDRE, A. TURE
- 80-Neues zur Taxonomie von Cerambyciden der Athiopischen Region (*Coleoptera, Cerambycidae*)
KARL ADLBAUER
- 81-Novas espécies de *Disteniinae* americanas (*Coleoptera, Cerambycidae*)
A. SANTOS-SILVA & FRANK T. HOVORE (†)
- 82-Description d'une nouvelle espèce de *Prionobius* Mulsant, P. Samai n. sp. originaire d'Iran (*Coleoptera, Cerambycidae, Prioninae*)
A. DRUMONT & M. REJZEK
- 83-Novo genero de Desmiphorini com cinco especies novas (*Coleoptera, Cerambycidae, Lamiinae*)
M. H. GALILEO & U. R. MARTINS
- 84-The New Caledonian genus *Acideres* Guérin-Méneville, 1858 : systematic notes, sexual dimorphism and geographic distribution (*Coleoptera, Cerambycidae, Prioninae*)
E. VIVES, A. DRUMONT, Z. KOMIYA & D. HEFFERN
- 85-Synonymies, diagnoses et bionomie de quelques lamiaires africains (12^e note) (*Coleoptera, Cerambycidae, Lamiinae*)
PIERRE TÉOCCHI, JÉRÔME SUDRE & ÉRIC JIROUX
- 86-Note synonymique dans le genre *Priotyranus* Thomson, 1857 et description d'une nouvelle espèce, P. hueti n. sp., originaire du Vietnam et de Chine (*Coleoptera, Cerambycidae, Prioninae*)
ALAIN DRUMONT
- 87-Trachyderini com reflexos verde metálicos no corpo : novos táxon e novos registros (*Coleoptera, Cerambycidae*)
UBIRAJARA R. MARTINS & MARIA HELENA M GALILEO
- 88-Cerambycidos nuevos o interesantes de Filipinas (Part. II) (*Coleoptera, Cerambycidae*)
EDUARD VIVES
- 89-Notes sur les *Callichromatini* asiatiques (III). Nouveaux genres et espèces de *Callichromatini* du sud-est asiatique, 1^{re} partie (*Coleoptera, Cerambycidae, Callichromatini*)
E. VIVES, J. BENTANACHS, S. CHEW KEA FOO
- 90-Notes sur les *Callichromatini* asiatiques (III). Nouveaux genres et espèces de *Callichromatini* du sud-est asiatique, 2^e partie (*Coleoptera, Cerambycidae, Callichromatini*)
E. VIVES, J. BENTANACHS, S. CHEW KEA FOO
- 91-Description d'une nouvelle espèce de la tribu des *Callichromatini* originaire du Kenya : *Promeces masai* sp. nov. (*Coleoptera, Cerambycidae, Cerambycinae*)
P. JUHEL, J. BENTANACHS
- 92-A revue of *Dorcadion* Dalman, 1817 species of "laeve-group" Part I (*Coleoptera, Cerambycidae, Callichromatini*)
M. L. DANILEVSKY, S. MURZIN

COUV : *Dorcadion laeve laeve* Faldermann - Maquette : K. Postic

ISBN : 978-2-35387-044-8 © 2009 Magellanes

ASSOCIATION MAGELLANES : 10, rue de la Gare - 78570 Andrésy - France

SITE : www.magellanes.com | COURRIEL : contact@magellanes.net

