

New data on the taxonomy and geographic distribution of Oriental species of the genus *Coptocercus* Hope, 1841 (Coleoptera: Cerambycidae: Phoracanthini)

Новые данные по таксономии и распространению ориентальных видов рода *Coptocercus* Hope, 1841 (Coleoptera: Cerambycidae: Phoracanthini)

Alexandr I. Miroshnikov^{1, 2}
А.И. Мирошников^{1, 2}

¹ Russian Entomological Society, Krasnodar, Russia. E-mail: miroshnikov-ai@yandex.ru

² Sochi National Park, Moskovskaya str., 21, Sochi, Krasnodar region 354002, Russia.

¹ Русское энтомологическое общество, Краснодар, Россия.

² Сочинский национальный парк, ул. Московская, 21, Сочи, Краснодарский край 354002, Россия.

KEY WORDS: Coleoptera, Cerambycidae, Phoracanthini, *Coptocercus*, Indochina, Borneo, first records, *Coptocercus sumatranus*, Thailand, Malaysia, Indonesia.

КЛЮЧЕВЫЕ СЛОВА: Coleoptera, Cerambycidae, Phoracanthini, *Coptocercus*, Индокитай, Борнео, первые находки, *Coptocercus sumatranus*, Таиланд, Малайзия, Индонезия.

ABSTRACT. Based on the first records of *Coptocercus sumatranus* Hüdepohl, 1992, **stat.n.**, from the western and eastern parts of Malaysia, as well as from Thailand, the genus *Coptocercus* Hope, 1841 is new to the faunas of Indochina and Borneo. A new taxonomic status and a new synonym are established: *Coptocercus sumatranus* Hüdepohl, 1992, **stat.n.** = *Coptocercus javanicus* Wang, 1995, **syn.n.** Morphological features of *C. sumatranus* and *C. quatuordecimsignatus* Schwarzer, 1926 are provided, the main differences between these species outlined, and a map of their distributions is given.

РЕЗЮМЕ. На основе первых находок *Coptocercus sumatranus* Hüdepohl, 1992, **stat.n.** в западной и восточной частях Малайзии, а также в Таиланде род *Coptocercus* Hope, 1841 отмечается как новый для фаун Индокитая и Борнео. Устанавливаются новый таксономический статус и новый синоним: *Coptocercus sumatranus* Hüdepohl, 1992, **stat.n.** = *Coptocercus javanicus* Wang, 1995, **syn.n.** Приводятся морфологические особенности *C. sumatranus* и *C. quatuordecimsignatus* Schwarzer, 1926 и отличия между ними, а также даётся карта их распространения.


Introduction

During a study of a rich material collected in the western and eastern parts of Malaysia in 2007 and 2015, a species of the genus *Coptocercus* Hope, 1841 has been found. The first formal records of the genus in Indochina and Borneo are thus provided.

Initially, two males and three females available in this material were identified as representing *Coptocercus quatuordecimsignatus sumatranus* Hüdepohl, 1992, a subspecies described from northern Sumatra based on the female holotype. A further, more profound study of the Malaysian specimens and their comparison with the holotypes of *C. q. sumatranus*, *C. q. celebensis* Schwarzer, 1926, *C. q. quatuordecimsignatus* Schwarzer, 1926 and a number of non-type specimens of the nominative subspecies not only confirmed the initial identification as being correct, but also led to the conclusion of the species independence of *C. sumatranus*. Later, one male (from Malacca) and one female (collected in Thailand), both received from the Natural History Museum of Denmark (NHMD), as well as the Sumatran female obtained from Dr. Sergey V. Murzin (Moscow, Russia), only strengthened the opinion of the full species status of *C. sumatranus*.

Besides this, when studying the original description of *Coptocercus javanicus* Wang, 1995, the attention has been paid to the very strong similarity of this species to *C. sumatranus*. However, in the revision of the genus *Coptocercus* [Wang, 1995], in which *C. javanicus* was originally described, it was only compared to *C. pascoei* Wang, 1995 (Kai Islands, Indonesia), while *C. quatuordecimsignatus* and its subspecies, including *C. sumatranus*, were completely omitted.

Through the courtesy of Dr. Maxwell V.L. Barclay, Dr. Michael F. Geiser and Mr. Keita Matsumoto (BMNH) I have received high-quality pictures of all specimens of the type series, namely, the holotype (male) and two paratypes (both females) of *C. javanicus* (Figs 12–17). Their detailed study revealed the identity of *C. sumatranus* and *C. javanicus*.



It seems also noteworthy that both above specimens of *C. sumatranus* from NHMD stem from the collection of the late Ole Mehl, a remarkable expert in longicorn beetles, who had determined them as *C. javanicus* (Figs 5–11). I am inclined to believe that they could have been compared to the holotype and paratypes of this taxon kept in BMNH. All this seems to only support my conclusion of their synonymy.

The material this paper is based upon comes from the following institutional and private collections: BM — Bishop Museum (Honolulu, USA); BMNH — Natural History Museum, London (United Kingdom); NHMD — Natural History Museum of Denmark, University of Copenhagen (Copenhagen, Denmark); SMF — Senckenberg Forschungsinstitut und Naturmuseum Frankfurt (Frankfurt am Main, Germany); ZSM — Zoologische Staatssammlung München (München, Germany); cAM — coll. Alexandr Miroshnikov (Krasnodar, Russia); cEC — coll. Estan Cabigas (Makati City, Philippines); cEV — coll. Eduard Vives (Barcelona, Spain); cSM — coll. Sergey Murzin (Moscow, Russia).

***Coptocercus sumatranus* Hüdepohl, 1992, stat.n.**
Figs 1–17, 25–35, 44.

Coptocercus quatuordecimsignatus sumatranus Hüdepohl, 1992: 412. Type locality: N Sumatra, Pematang Siantar (according to the original description and the label of the holotype).

Coptocercus javanicus Wang, 1995: 514 (Indonesia: Java), **syn.n.** (see Remarks).

MATERIAL. Holotype, ♀ (ZSM) (Figs 1–2), [Indonesia] N-Sumatra, 89/90, Diehl I. / Pematang Siantar / *Coptocercus 14-signatus* Schw. ssp. *sumatranus* mihi, Holotypus ♀, Hüdepohl 1991; 1♀ (cSM) (Fig. 3), Indonesia, W Sumatra, Talang Mt., 1.04.1992, unknown collector; 1♂ (cAM) (Fig. 8), W Malaysia, Pahang, Bukit Fraser [= Fraser's Hill], 3°43'N / 101°44'E, 1000–1300 m, 1–13.05.2007, leg. V. Tuzov; 1♂ (NHMD) (Figs 10–11), W Malaysia, Cameron Highlands, May 2003, native collector / *Coptocercus* [sic] *javanicus* Wang, Ole Mehl det. 2005 + *Coptocercus sumatranus* Hüdepohl, 1992, A. Miroshnikov det., 2016; 1♂, 1♀ (cAM) (Figs 6, 9), same locality, but Tanah Rata, 04.2015, native collector; 1♀ (NHMD) (Figs 4–5), NW Thailand, Mae Hong Son, Ban Si Lang, 1000 m, 1–7.05.1992, leg. S. Bily / *Coptocercus* [sic] *javanicus* Wang, Ole Mehl det. + *Coptocercus sumatranus* Hüdepohl, 1992, A. Miroshnikov det., 2016; 1♀ (cAM) (Fig. 7), E Malaysia, Sabah, Crocker Range, 11.2015, native collector; 1♀ (cAM), same label; holotype ♂ (BMNH) (photographs by Keita Matsumoto, copyright Natural History Museum, London; Figs 12–13), “Java.” / “Bowring, 63–47*” / “Holotype ♂ T– *Coptocercus javanicus* Wang 02/1993” / “*Coptocercus m-930130-1*” / “*C. sp. 29* Holotype” / “BMNH” / “NHMUK010364095” + *Coptocercus sumatranus* Hüdepohl, 1992, A. Miroshnikov det., 2016; paratype ♀ (BMNH) (photographs by Keita Matsumoto, copyright Natural History Museum, London; Figs 14–15), “Mts Kawie [now Mts Butak], Pasoeroean, Java.” / “Fry Coll. 1905–100.” / “Paratype ♀ T– *Coptocercus javanicus*


Wang 02/1993” / “*Coptocercus f-930130-1*” / “BMNH” / “NHMUK010364096” + *Coptocercus sumatranus* Hüdepohl, 1992, A. Miroshnikov det., 2016; paratype ♀ (BMNH) (photographs by Keita Matsumoto, copyright Natural History Museum, London; Figs 16–17), “Mt. Tjikorai [now Mt. Cikuray], W. Java, 4000ft, H. Fruhstorfer” / “1912–50.” / “Paratype ♀ T– *Coptocercus javanicus* Wang 02/1993” / “88” / “BMNH” / “NHMUK010364097” + *Coptocercus sumatranus* Hüdepohl, 1992, A. Miroshnikov det., 2016.

COMPARATIVE MATERIAL. *Coptocercus quatuordecimsignatus*: see below; *Coptocercus shutaeta*: holotype, ♂ (BM) (photograph by Nobuo Ohbayashi), Papua New Guinea, Bismarck Archipelago, New Ireland, Schleinitz Mts, 3°10'S / 151°58'E, October 1959, leg. W.W. Brandt.

DIAGNOSIS. This species resembles *C. quatuordecimsignatus* (as originally described as its subspecies), but differs clearly by the structure and location of the longitudinal yellow stripes of the elytra, as well as by the conformation of the genitalia. In *C. sumatranus* **stat.n.**, the stripe at the suture in the basal part of the elytra is short, about equal in length to the adjacent stripe behind the humeri, while the stripe at the suture in the apical part of the elytra is barely or weakly displaced downward relative to the adjacent stripe (Figs 1, 3–4, 6–10, 12, 14, 16, 24–35). In *C. quatuordecimsignatus*, the stripe at the suture in the basal part of the elytra is strongly or very strongly elongated, 1.43–2.60 times as long as the adjacent stripe behind the humeri (the length ratio of these stripes in all 9 specimens studied is as follows: 1.43, 1.51, 1.54, 1.59, 1.63, 1.71, 1.80, 2.05, 2.60), while the stripe at the suture in the apical part of the elytra is very strongly displaced downward relative to the adjacent stripe (Figs 18–20, 22, 36–43). In comparison with *C. quatuordecimsignatus*, in *C. sumatranus* **stat.n.**, the parameres are somewhat more weakly narrowed towards the apex, the penis is slightly wider, including its apical part, and clearly narrowed before the apex. In *C. quatuordecimsignatus*, the penis in the apical part is regularly narrowed towards the apex, without a constriction before the latter. In *C. sumatranus* **stat.n.**, tergite VIII is clearly transverse, 1.20–1.23 times as wide as long, while in *C. quatuordecimsignatus*, tergite VIII is about equal in width and length, only barely transverse. *Coptocercus sumatranus* **stat.n.** differs from the typical form *C. quatuordecimsignatus* also by a noticeably darker coloration both of the head and pronotum and by a somewhat different coloration of the elytra. Besides this, the elytral puncturation in *C. sumatranus* **stat.n.** is generally somewhat larger, especially so in the Sumatran specimens, than in *C. quatuordecimsignatus*, even though, based on this feature alone, some specimens of the former species differ quite weakly from material of the latter species. *Coptocercus sumatranus* **stat.n.** can also be compared to *C. shutaeta* Wang, 1995 (Papua New Guinea, Bismarck Archipelago; Solomon Islands), but differs, like *C. quatuordecimsignatus*, by the structure of the yellow stripes on the elytra, as well as by the apical, oval, yellow spot on each elytron being more distant from the latter's apex.

Figs 1–23. *Coptocercus* spp., habitus and labels: 1–17 — *C. sumatranus* **stat.n.**; 18–21 — *C. quatuordecimsignatus* s. str.; 22–23 — *C. quatuordecimsignatus celebensis*; 1–2 — holotype; 3 — W Sumatra, Mt. Talang; 4–5 — NW Thailand, Mae Hong Son, Ban Si Lang; 6, 9 — W Malaysia, Pahang, Cameron Highlands, Tanah Rata; 7 — E Malaysia, Sabah, Crocker Range; 8 — W Malaysia, Pahang, Bukit Fraser; 10–11 — W Malaysia, Pahang, Cameron Highlands; 12–13 — holotype of *C. javanicus*; 14–15 — paratype of *C. javanicus* (Mt. Kawie; now Mt. Butak); 16–17 — paratype of *C. javanicus* (Mt. Tjikorai; now Mt. Cikuray) (12–17 — photographs by Keita Matsumoto, copyright Natural History Museum, London); 18 — Philippines, Luzon, Aurora; 19 — Luzon, Quirino; 20–23 — holotype; 1, 3–4, 6–7, 14, 16, 22 — ♂♂; 8–10, 12, 18–20 — ♀♀.

Рис. 1–23. *Coptocercus sumatranus* **stat.n.**, общий вид и этикетки: 1–17 — *C. sumatranus* **stat.n.**; 18–21 — *C. quatuordecimsignatus* s. str.; 22–23 — *C. quatuordecimsignatus celebensis*; 1–2 — голотип; 3 — 3 Суматра, гора Таланг; 4–5 — СЗ Таиланд, Мае Хонг Сон (Мэхонгсон), Бан Си Ланг; 6, 9 — 3 Малайзия, Паханг, Камерон Хайлендс, Танах Рата; 7 — В Малайзия, Сабах, Крокер Рендж; 8 — 3 Малайзия, Паханг, Букит Фрейзер; 10–11 — 3 Малайзия, Паханг, Камерон Хайлендс; 12–13 — голотип *C. javanicus*; 14–15 — паратип *C. javanicus* (гора Бутак); 16–17 — паратип *C. javanicus* (гора Чикурай); 18 — Филиппины, Лусон, Аврора; 19 — Лусон, Кирино; 20–23 — голотип; 1, 3–4, 6–7, 14, 16, 22 — ♂♂; 8–10, 12, 18–20 — ♀♀.



Figs 24–43. *Coptocercus* spp., elytra: 24–35 — *C. sumatranus* stat.n.; 36–42 — *C. quatuordecimsignatus* s. str.; 43 — holotype of *C. q. celebensis*; 24 — holotype; 25 — W Sumatra, Mt. Talang; 26 — NW Thailand, Ban Si Lang; 27, 32 — W Malaysia, Pahang, Cameron Highlands, Tanah Rata; 28–29 — E Malaysia, Sabah, Crocker Range; 30 — W Malaysia, Pahang, Bukit Fraser; 31 — W Malaysia, Pahang, Cameron Highlands; 33 — holotype of *C. javanicus*; 34 — paratype of *C. javanicus* (Mt. Kawie; now Mt. Butak); 35 — paratype of *C. javanicus* (Mt. Tjikorai; now Mt. Cikuray) (33–35 — photographs by Keita Matsumoto); 36 — holotype; 37– Philippines, Luzon, Aurora; 38 — Luzon, Quirino; 39 — Philippines, Negros; 40–41 — Philippines, Mindanao, Bukidnon; 42 — Luzon, Mountain Province (39, 42 — photographs by Katja Neven; 40–41 — photographs by Estan Cabigas); 24–29, 34–35, 41–43 — ♂♂; 30–33, 36–40 — ♀♀.

REMARKS. Among the most important typical morphological features of *Coptocercus sumatranus* **stat.n.** are both the structure and location of the longitudinal yellow stripes on the elytra as described above. All three specimens from the type series of *C. javanicus*, i.e. the holotype (male) and two paratypes (both females), show exactly such peculiarities which, based on the material studied, fail to extend beyond of the range of variability of *C. sumatranus* **stat.n.** No significant differences between Javanese and all other specimens known to me in body coloration, the structure of the antennae, including the spines at the apex of several basal antennomeres, the sculpture of the pronotum, the location of the apical yellow spot of the elytra, etc. are found either. The holotype and the paratypes of *C. javanicus* differ from the holotype of *C. sumatranus* **stat.n.** only by the somewhat less coarse puncturation on most of the elytra. However, the puncturation of the elytra of this species is generally variable to some degree, but revealing a pattern in this character in the different populations is yet impossible.

Thus, taking into account all above, including the characters given in the "Diagnosis" section, I allot here a new taxonomic status and propose a new synonym: *Coptocercus sumatranus* Hüdepohl, 1992, **stat.n.** = *Coptocercus javanicus* Wang, 1995, **syn.n.**

MORPHOLOGICAL NOTES. The specimens of *Coptocercus sumatranus*, **stat.n.** considered here are characterized by the following features.

Males. Body length 18.0–22.3 mm, humeral width 4.2–5.1 mm. Antennae much longer than body, about reaching the apex of elytra by apex of antennomere 7. Pronotum noticeably elongated, 1.33–1.39 times as long as wide at base; sculpture of disk variable, can partly be strongly wrinkled between tubercles. Apical external angle of elytra with a tooth strongly variable in length.

Females. Body length 15.0–21.1 mm, humeral width 3.3–4.9 mm. Antennae noticeably longer than body, extended behind apex of elytra by antennomere 9. Pronotum 1.33–1.36 times as long as wide at base (versus 1.30 in holotype female). Apical external angle of elytra like in males.

DISTRIBUTION (Fig. 44). Indonesia: Sumatra and, taking into account the above synonymy, Java.

Based on the studied material, *C. sumatranus* **stat.n.** is being recorded here in Indochina (Thailand and western Malaysia) and Borneo (eastern Malaysia) for the first time.

The female referred to on (<https://www.flickr.com/photos/angiud/25402840506>) as "*Coptocercus* sp." and originating from Khao Ram Rome Mountain, southern Thailand undoubtedly belongs to this species.

Coptocercus quatuordecimsignatus Schwarzer, 1926 Figs 18–23, 36–44.

Coptocercus (sic) *quatuordecimsignatus* Schwarzer, 1926: 8. Type locality: Philippines, Luzon, Imugan (according to the original description and the label of the holotype).

Coptocercus quatuordecimsignatus: Hüdepohl, 1990: 86 (Philippines: Luzon; Negros).

Coptocercus (sic) *quatuordecimsignatus celebensis* Schwarzer, 1926: 8. Type locality: N Celebes (now N Sulawesi), Magondouw (= Mongondow) (according to the original description and the label of the holotype).

Coptocercus quatuordecimsignatus celebensis: Hüdepohl, 1992: 412.

MATERIAL. *Coptocercus q. quatuordecimsignatus*: Philippines: holotype, ♂ (SMF) (Figs 20–21), Imugan, Luzon / *Coptocercus* [sic] *quatuordecimsignatus* det. Schwarzer, 19..[?], Typus! / Typus (upperside), № 37 (underside) / Senckenberg-Museum Frankfurt/Main (upperside), SMF C 37 (underside); 1♂ (cEV) (Fig. 18), E Luzon, Aurora, 06.2007, native collector; 1♂ (cEV) (Fig. 19), Luzon, Quirino, 04.2014, native collector; 1♂ (ZSM), Negros, 06.[19]85 / *Coptocercus 14-signatus* Schw. Hüdepohl det. [19]86; 1♀ (ZSM), Mountain Province / Luzon, 06.[19]86; 1♂ (cEC) (photograph), Mindanao, Bukidnon, 05.2003; 1♀ (cEC) (photograph), Mindanao, Bukidnon, 09.2003.

Moreover, a picture of the female presented on the web (http://salagubang.net/pages/species/species_cer_s0643.html) has been thoroughly examined.

Coptocercus q. celebensis: holotype, ♀ (SMF) (Figs 22–23), [Indonesia] Magondouw [= Mongondow], N. Celebes / *Coptocercus* [sic] *quatuordecimsignatus celebensis* det. Schwarzer, 19..[?], Typus! / Typus (upperside), № 38 (underside) / Senckenberg-Museum Frankfurt/Main (upperside), SMF C 38 (underside).

REMARKS. *Coptocercus q. celebensis* (Figs 22, 43), described from a single female from northern Sulawesi, Indonesia [Schwarzer, 1926], differs from the nominate subspecies (Figs 18–20, 36–42) by a generally darker coloration; so far I know this taxon only from the holotype. It seems noteworthy that, based on the pictures obtained from Mr. Estan Cabigas, Makati City, Philippines, the head and pronotum of both the male and females from Mindanao are coloured about the same as in the holotype of *C. q. celebensis*. Possibly, the south of the Philippine archipelago is inhabited by populations consisting (at least partly) of individuals characterized by certain transitional (mixed) features of their coloration.

DISTRIBUTION (Fig. 44). Philippines: Luzon, Negros, Mindanao; Indonesia: Northern Sulawesi.

ACKNOWLEDGEMENTS. I am very grateful to Michael Balke and Katja Neven (ZSM), Maxwell V.L. Barclay and Michael F. Geiser (BMNH), Damir Kovac and Andrea Hastenpflug-Vesmanis (SMF), Alexey Yu. Solodovnikov and Sree Gayathree Selvantharan (NHMD) for the opportunity to study the museum material under their care while Sergey V. Murzin (Moscow, Russia) and Eduard Vives (Barcelona, Spain) have provided some specimens from their private collections. My sincere thanks also go to Kirill V. Makarov (Moscow Pedagogical State University, Russia) who has helped with the preparation of many photographs, again to Maxwell V.L. Barclay, Michael F. Geiser, as well as to Keita Matsumoto (BMNH) for the photographs of the type specimens of *C. javanicus*, again to Katja Neven for the pictures of the specimens of *C. q. quatuordecimsignatus* from the Hüdepohl's collection (ZSM), Estan Cabigas (Makati City, Philippines) for the photographs of *C. q. quatuordecimsignatus*. I am deeply indebted to Dmitry Telnov (Entomological Society of Latvia, Riga), Mariya A. Salnitskaya (St. Petersburg, Russia), again to Alexey Yu. Solodovnikov and Sree Gayathree Selvantharan who have helped a lot in my prompt receipt of the material to examine, to Qiao Wang (Institute of Agriculture and Environment, Massey University, Palmerston North, New Zealand) for the electronic copies of several his papers, to Alexey A.

Рис. 24–43. *Coptocercus* spp., надкрылья: 24–35 — *C. sumatranus* **stat.n.**; 36–42 — *C. quatuordecimsignatus* s. str.; 43 — голотип *C. q. celebensis*; 24 — голотип; 25 — 3 Суматра, гора Таланг; 26 — СЗ Таиланд, Мае Хонг Сон, Бан Си Ланг; 27, 32 — 3 Малайзия, Паханг, Камерон Хайлендс, Танах Рата; 28–29 — В Малайзия, Сабах, Крокер Рендж; 30 — 3 Малайзия, Паханг, Букит Фрейзер; 31 — 3 Малайзия, Паханг, Камерон Хайлендс; 33 — голотип *C. javanicus*; 34 — паратип *C. javanicus* (гора Бутак); 35 — паратип *C. javanicus* (гора Чикурай); 36 — голотип; 37– Филиппины, Лусон, Аврора; 38 — Лусон, Кирино; 39 — Филиппины, Негрос; 40–41 — Филиппины, Минданао, Букиддон; 42 — Лусон, Горная провинция; 24–29, 34–35, 41–43 — ♂♂; 30–33, 36–40 — ♀♀.

Klimenko (Tver, Russia) who generously presented me with some specimens of *C. sumatranus*.

References

Schwarzer B. 1926. Beiträge zur Kenntnis der Cerambyciden (Col.) // Entomologische Mitteilungen. Bd.15. Nr.1. S.6–14.

Hüdepohl K.-E. 1990. The longhorn beetles of the Philippines. Part 2 // Entomofauna. Zeitschrift für Entomologie. Bd.11. H.3/1. S.45–102.

Hüdepohl K.-E. 1992. Über südostasiatische Cerambyciden X (Coleoptera, Cerambycidae) // Entomofauna. Zeitschrift für Entomologie. Bd.13. H.25. S.409–421.

Wang Q. 1995. A revision of the Australasian genus *Coptocercus* Hope (Coleoptera: Cerambycidae: Phoracanthini), with descriptions of twenty-one new species // Invertebrate Taxonomy. Vol.9. No.3. P.447–528.

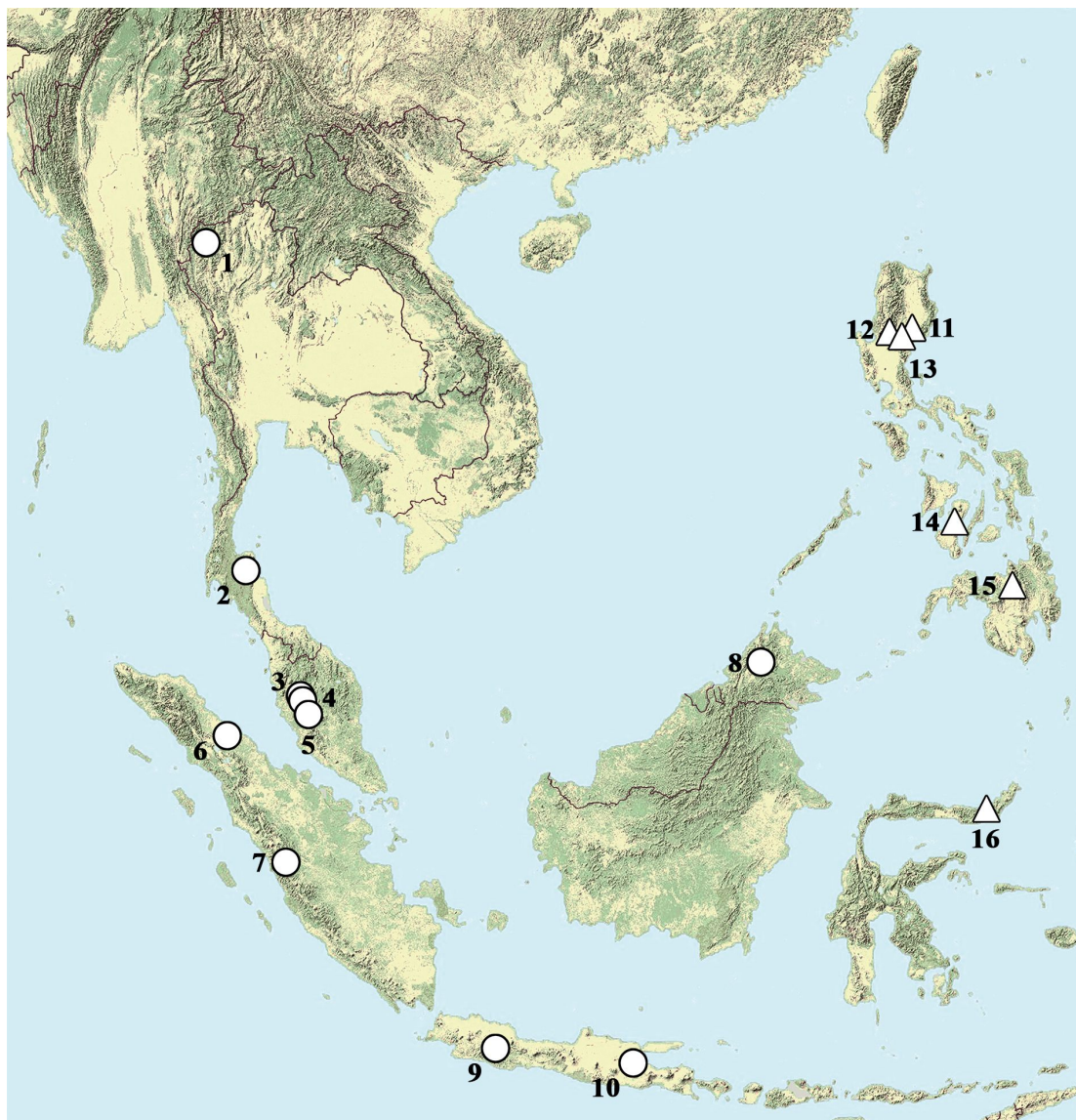


Fig. 44. Localities of *Coptocercus* spp.: 1–10 — *C. sumatranus* stat.n.; 11–15 — *C. quatuordecimsignatus* s. str.; 16 — *C. q. celebensis*. Thailand: 1 — Mae Hong Son, Ban Si Lang; 2 — Nakhon Si Thammarat, Mt. Khao Ram Rome. Malaysia: 3 — Pahang, Cameron Highlands; 4 — Cameron Highlands, Tanah Rata; 5 — Pahang, Bukit Fraser; 8 — Sabah, Crocker Range. Indonesia: 6 — North Sumatra, Pematang Siantar (type locality); 7 — West Sumatra, Mt. Talang; 9 — West Java, Mt. Cikuray; 10 — East Java, Mt. Butak. Philippines: 11 — Luzon, Quirino; 12 — Luzon, Imugan (type locality); 13 — Luzon, Aurora; 14 — Negros; 15 — Mindanao, Bukidnon. Indonesia: 16 — North Sulawesi, Mongondow (type locality).

Рис. 44. Местонахождения *Coptocercus* spp.: 1–10 — *C. sumatranus* stat.n.; 11–15 — *C. quatuordecimsignatus* s. str.; 16 — *C. q. celebensis*. Таиланд: 1 — Мае Хонг Сон (Мэхонгсон), Бан Си Ланг; 2 — Накхон Си Тхаммарат, гора Као Рам Рим. Малайзия: 3 — Паханг, Камерон Хайлендс; 4 — Камерон Хайлендс, Танах Рата; 5 — Паханг, Букит Фрейзер; 8 — Сабах, Крокер Рендж. Индонезия: 6 — Северная Суматра, Пематанг Сиантар (типовое местонахождение); 7 — Западная Суматра, гора Таланг; 9 — Западная Ява, гора Чикурай; 10 — Восточная Ява, гора Бутак. Филиппины: 11 — Лусон, Кирино; 12 — Лусон, Имуган (типовое местонахождение); 13 — Лусон, Аврора; 14 — Негрос; 15 — Минданао, Букиднон. Индонезия: 16 — Северный Сулавеси, Монгондоу (Болаанг-Монгондоу) (типовое местонахождение).