

Calodema, 180: 1-5 (2011)

***Lystronichus aschnae* sp. nov. and *Lystronichus fereshtehe* sp. nov. from Suriname (Coleoptera: Tenebrionidae: Alleculinae)**

by Dewanand Makhan* & Somayeh Ezzatpanah **

*Willem Bilderdijkhove 19, 3438 PM Nieuwegein, The Netherlands (email: dewanandmakhan@yahoo.co.uk)

** School of Biology, College of Science, University of Tehran, Tehran, Iran (email: s.ezzatpanah@gmail.com)

Makhan, D. & Ezzatpanah, S. (2011). *Lystronichus aschnae* sp. nov. and *Lystronichus fereshtehe* sp. nov. from Suriname (Coleoptera: Tenebrionidae: Alleculinae). *Calodema*, 180: 1-5.

Abstract: Two new *Lystronichus* species (Coleoptera: Tenebrionidae: Alleculinae) are described from Suriname, South America. These new Tenebrionidae species were collected from the north of Suriname under fallen leaves within a damp situation.

Key words: *Lystronichus*, Coleoptera, Tenebrionidae, Alleculinae, new species, Suriname.

Introduction

There are only three described species of *Lystronichus* Latreille, 1829 (Coleoptera: Tenebrionidae) from the Neotropical Region, viz. *Lystronichus delauneyi* (Fleutiaux and Salle, 1889) from Guadeloupe, *Lystronichus tuberculiler* Champion, 1896 from Grenada and *Lystronichus tulonotatus* Champion, 1896 from St. Vincent. In the present paper, *Lystronichus aschnae* Makhan & Ezzatpanah, sp. nov. and *Lystronichus fereshtehe* Makhan & Ezzatpanah, sp. nov., the first species known from Suriname, are described. Both new species were collected from the north of Suriname under fallen leaves within a damp situation.

The holotypes will be deposited in the collection of the University of Suriname, Department of Entomology, Paramaribo, Suriname.

Taxonomic descriptions

Lystronichus aschnae Makhan & Ezzatpanah, sp. nov. (Figs. 1-3)

Holotype: Suriname, District Suriname, 5.8.1990, coll. D. Makhan (only the holotype).

Holotype description: Male. Length 7.9 mm, width 3.1 mm. Head brown, length 1.2 mm, width 1.6 mm including eyes, with fine punctures, clypeus and labrum with long brown setae. Eyes large, with fine facets. Antennae black, antennomeres, 2-3 long as wide, antennomeres 1, 4-11 longer than wide. Pronotum brown, length 1.5 mm, width 2.4 mm, widest at middle, sides each with one blunt tooth before middle and two sharp teeth behind middle (see arrow), with fine punctures. Elytra brown, length 5.2 mm, width 3.1 mm, widest at middle, with fine punctures; punctures are of same width as on head and pronotum, with rounded apex. With short black setae. Scutellum longer than wide. Legs: Femurs yellow-brown, knees, tibiae and tarsus black, with brown setae. Male aedeagus: as in fig. 3.

Etymology: This species is named after Dewanand's daughter, Aschna Makhan.

Comments: This is the first Neotropical species with two sharp teeth on each pronotal side

Calodema, 180: 1-5 (2011)

behind the middle (see arrow).

Lystronichus fereshtehe Makhan & Ezzatpanah, sp. nov.
(Figs. 4-6)

Holotype: Suriname, District Suriname, 5.8.1990, coll. D. Makhan (only the holotype).

Holotype description: Female. Length 8.6 mm, width 3.7 mm. Head black, length 1.6 mm, width 1.5 mm including eyes, with fine punctures, clypeus and labrum with long black setae. Eyes large and with fine facets. Antennae black, antennomere 2, long as wide, antennomeres 1, 3-11 longer than wide. Pronotum black, length 1.8 mm, width 2.8 mm, widest at middle, each with one blunt tooth at middle and one sharp tooth behind middle (see arrow), with fine punctures. Elytra black, shoulders brown, length 6.2 mm, width 3.7 mm, widest at middle, with coarse punctures, with short black setae and with rounded apex. Scutellum as long as wide. Legs black, with black setae. Female aedeagus: as in fig. 6.

Etymology: This species is named after Somayeh's sister, Fereshteh Ezzatpanah.

Comments: *Lystronichus fereshtehe* Makhan & Ezzatpanah, sp. nov. is the first black Neotropical species. *Lystronichus aschnae* Makhan & Ezzatpanah, sp. nov., *Lystronichus delauneyi* (Fleutiaux and Salle, 1889) from Guadeloupe, *Lystronichus tuberculifer* Champion, 1896 from Grenada and *Lystronichus tulongotatus* Champion, 1896 from St. Vincent are all brown in coloration. Hence this new species can be easily distinguished from the others.

Acknowledgements

Thanks are expressed to Dr Trevor J. Hawkeswood of Sydney, Australia for editorial assistance, Dr Julio Ferrer from the Department of Entomology, Swedish Museum of Natural History, Stockholm, Sweden for assistance with the preparation of this paper.

Reference

Campbell, J.M. (1971). A revision of the Alleculidae (Coleoptera) of the West Indies. *Memoirs of the Entomological Society of Canada*, 103: 1-140.




Fig. 1. *Lystronichus aschnae* Makhan & Ezzatpanah, sp. nov., habitus, holotype male, dorsal view (scale line = 1.5 mm).



Fig. 2. *Lystronichus aschnae* Makhan & Ezzatpanah, sp. nov., habitus holotype male, dorsal view (scale line = 1.5 mm).




Fig. 3. *Lystronichus aschnae* Makhan & Ezzatpanah, sp. nov., habitus holotype male, aedeagus, ventral view (scale line = 0.5 mm).



Fig. 4. *Lystronichus fereshtehe* Makhan & Ezzatpanah, sp. nov., habitus holotype female, dorsal view (scale line = 1.5 mm).




Fig. 5. *Lystronichus fereshtehe* Makhan & Ezzatpanah, sp. nov., habitus holotype female, dorsal view (scale line = 1.5 mm).

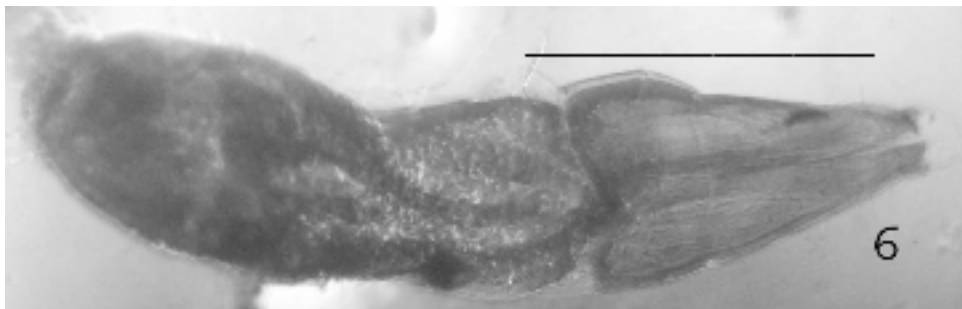


Fig. 6. *Lystronichus fereshtehe* Makhan & Ezzatpanah, sp. nov., holotype female, aedeagus ventral view (scale line = 1.0 mm).

Date of publication: 22 October 2011
Copyright: Dewanand Makhan & Somayeh Ezzatpanah
Editor: Dr T.J. Hawkeswood (www.calodema.com)
(Published as hard paper copy edition as well as electronic pdf)