

animma.x



animma.x

ISSN 1214-0066

Covered by the Zoological Record

Editorial Board 2007

A. BEZDEK, R. CERVENKA, M. KRAJCIK, M. NIKODYM

ANIMMA.X is published occasionally, but at least twice a year, usually in February and August. Annual subscription to limited coloured version* 2007 is EURO 20, or US \$ 25, postage included. Payments can be made in Europe by international postal money order, and overseas through the Western Union.

The journal is dispatched within Europe by airmail, and to other continents by various forms of air-speeded delivery.

Annual subscription is at a reduced rate, not covered supplements.

The price of single issues depends on the cost of production. *The price also differs for coloured or b/w version.

Distributed by the publisher. Annual subscription and correspondence should be sent to the publisher: Milan KRAJCIK, Belohorska 16, 301 64 Plzen, Czech Republic; e-mail: milan.krajcik@seznam.cz

©Milan Krajcik, 2007

All rights, including reprinting of extracts, electronic or optical reproduction and translation, belong to the publisher.

Cover illustration:

Mallosia herminae haiastanica ssp. n. (female PT from near Shvanidzor)

Photo Kirill Makarov & M.L. Danilevsky

New species of genus *Dorcadion* Dalman 1817 from Abkhazia and new subspecies of *Mallosia herminae* Reitter 1890 (Coleoptera, Cerambycidae) from Armenia

M.L. DANILEVSKY

A.N. Severtzov Institute of Ecology and Evolution, Russian Academy of Sciences, Leninsky prospect 33, Moscow 119071 Russia; dorcadion@telecont.ru

Abstract. *Dorcadion* (*Cribridorcadion*) *gusakovi* sp. n. is described from high level of Bzyb mountain ridge in Abkhazia. A new species is the first mountain *Dorcadion* Dalman 1817 known in Abkhazia. It belongs to a distinct group of species, which also includes three Georgian species: *D. reitteri* Ganglbauer 1884, *D. rosti* Pic 1900 and *D. shestopalovi* Danilevsky 1993. All these species can be easily distinguished from a new one by a number of morphological characters: pronotal and elytral sculpture, elytral pubescence, colour of legs and antennae. *Mallosia* (*Eumallosia*) *herminae haiastanica* ssp. n. is described from two rather distant areas of Armenian Republic (type locality is situated near Megri). A new subspecies is characterized by moderately dark elytral colour and numerous white hair spots near scutellum, which makes it similar to *M. (Eumallosia) caucasica* Pic 1898; but in *M. caucasica* white sutural stripe always presents and erect pubescence of hind tibiae is much longer.

Key words. Coleoptera, Cerambycidae, *Dorcadion* (*Cribridorcadion*), *Mallosia* (*Eumallosia*), new taxa, Caucasus, Georgia, Abkhazia, Armenia.

Several abbreviations were used in the text:

AD – collection of A. Dantchenko, Moscow

HNHM - Hungarian Natural History Museum, Budapest

IZA - Institute of Zoology, Erevan, Armenia, coll. of S.M. Iablokov-Khinzorian

MD - author's collection, Moscow

MK - collection of M. Kalashian, Erevan, Armenia

MNHP - Muséum Nationale d'Histoire Naturelle, Paris

NMV - Naturhistorisches Museum, Vienna

PK - collection of P. Kabátek, Prague

SK - collection of S. Kadlec, Litvínov, Czech Republic

ZMM - Zoological Museum of Moscow State University

***Dorcadion* (*Cribridorcadion*) *gusakovi* sp. n. (Fig. 1)**

Type material. Holotype, male: "Abkhazia, Bzyb Ridge, 43°18'40"N, 40°32'20"E, 2000m, 18.6.2004, A. Gusakov leg." – ZMM; 4 paratypes: 1 male: same data as in holotype – MD; 1 male and 1 female: same data as in holotype, but V. Savitzky leg. – ZMM; 1 female: same data as in holotype, but V. Savitzky leg. – MD.

Material of additional species used for comparison:

D. reitteri Ganglbauer 1884. 1 male, syntype: "Swanetien" - NMV; 3 specimens very similar to the syntype: 1 male and 1 female: "Ratscha, Kutais" and 1 female: "Schahrud, Persien" [erroneous locality] - ZMM; 1 male: "Ratscha, Kutais" - SK; 1 male: "Imeretia" - SK; 1 male and 1 female: "Georgia, Svanetia, Mestia env., 15-25.6.1988, P. Pacholátko leg." - MD; 6 males, 4 females, same data - SK.

D. rosti Pic 1900. 1 male, holotype: "Caucase" - MNHP; 1 female: "cotypus", "Cauc. oc., Sekarpass", "*Dorcadion kalinovskyi*, type, E.Koenig det." - ZMM; 1 male: "Transcauc, Zekarskyi pass, 28.6.1913, Reschetnikov" - ZMM; 3 males, 2 females: "Georgia, Trialetskiy ridge, Zekari pass, 2400-2500m, 3.7.1988, M.Danilevsky leg." - MD.

D. shestopalovi Danilevsky 1993. 6 males (including holotype and 2 paratypes) and 2 females: "N Georgia, S Krestovyi pass, Mleta, 1800m, 22-23.5.1979, S. Nikireev leg." - MD.

Description. Body length in males: 13.6-15.0mm, body width: 5.4-6.0mm; body length in females: 15.9-17.5mm, body width: 6.2-6.7mm.

Body black, 1st antennal joint, tibiae and femora dark-red, tarsi from dark-red to nearly totally black. Head with deep regular punctation, which is becomes rather rough on vertex; with distinct depression between dorsal eye lobes; uniformly covered with short white and brownish setae. Antennae reach the last elytral third in males or elytral middle in females; 1st joint about as long as 3rd, and about 1.2 times longer than 4th, which is distinctly longer than 5th. Prothorax from about 1.1 to about 1.2 times shorter than basal width in males and in females, though in females a little wider; with short but sharp lateral spines; pronotum evenly convex, with distinct central longitudinal furrow; with moderately rough, partly contiguous, dense, partly irregular punctation; short recumbent pronotal pubescence consists of mixed grey and brownish very short setae not hiding surface of cuticula; without longitudinal lines. Scutellum small, triangular, with pale-grayish pubescence. Elytra about 1.6 times longer than wide in males and about 1.6-1.7 times in females; relatively smooth, covered with fine grayish striated pubescence; each elytron with 8 very distinct narrow hair stripes; sutural, two dorsal, humeral and wide marginal stripes are a little darker, brownish; three narrower intermediate stripes (between sutural and internal dorsal stripes, between two dorsal stripes, between external dorsal and humeral stripes) are usually a little paler, white-grey; dorsal elytral stripes are slightly raised and margined with distinct rows of deep small punctures; stout short semierect elytral setae absent. Legs covered with fine dense short recumbent setae as well as abdomen; erect setae absent. Last abdominal sternite in males slightly emarginated, in females truncated or widely rounded; pygidium widely rounded; last abdominal tergite in males truncated, in females widely rounded.

Etymology. A new species is dedicated to Alexej Gusakov, the curator of Coleoptera collection of Zoological Museum of Moscow University, who personally collected a part of the type series.

Distribution. Transcaucasia, Georgia, Abkhazia, alpine zone of Bzyb ridge.

Remarks. A new species belongs to a very distinct group of high mountain (the level of about 2000m) species close to *D. reitteri*. It is characterized by very fine pale striated elytral pubescence; prothorax also without dense pubescence hiding surface of cuticula. Up to now, high mountain species of *Dorcadion* were not known in Abkhazia. The nearest representatives of the group are known from Georgia (see the map, Fig. 5): *D. reitteri*, *D. rosti* and *D. shestopalovi*. *D. reitteri* was described from "Swanetien" (a couple from Mestia is preserved in my collection). I had the opportunity to study its type specimen (male) in "Naturhistorisches Museum" (Vienna). *D. reitteri* differs by hardly pronounced, nearly absent elytral hair strips, elytra without longitudinal rows of punctures, pronotal with relatively fine sculpture. *D. rosti* (described from "Caucase") is distributed in the environs of Zekari pass (South Georgia) I examined its type specimen (male) in the National Museum of Natural History (Paris). In *D. rosti* pronotal sculpture is rather rough with big dense contiguous punctures, without central longitudinal furrow, elytra usually with distinct dorsal carinae, elytral stripes strongly bicolored: subsutural, dorsal and humeral stripes brown, sutural and intermediate stripes - white; in *D. shestopalovi* (described from the area southwards Krestovyy pass of main Caucasian ridge and recorded from Khalatza Mt.) legs and 1st antennal joints are black; pronotum also with rougher sculpture; its lateral spines shorter; elytra with distinct dorsal carinae; elytral stripes are also strongly bicolored, and white stripes are wide and very distinct.

***Mallosia (Eumallosia) herminae haiastanica* ssp. n. (Fig. 2)**

Type material. Holotype, male: "Armenia, Syunik prov., 15km [in fact definitely less, about 5 km] NNE Shvanidzor, 1780m, on *Zozimia absinthifolia* (Vent.), 23-24.5.2005, G. Karagyan leg." – MD; 49 paratypes: 9 males and 2 females: same data as in holotype – MK; 5 males, 3 females: same data, but A. Dantchenko leg. – AD; 1 male and 1 female: same data, but 14-20.5.2005, A. Malkhasian leg. - MK; 1 female, same data, but 19.6.2000, Tshuvilin leg. – MK; 1 male, same data, but 19.6.2000, Yeranyan leg. - MK; 1 male and 1 female: same data, but 24.5.2005, A. Dantchenko leg. – MD; 2 males: same data, but 14.5.2006, A. Dantchenko leg. - AD; 1 male, 2 females: "Armenia, Pkhrut, north slope of Megri ridge, about 5km NE Megri Pass, 1800m, 26.5.2005, A. Dantchenko leg. – AD; 1

female: "Armenia, 5-6km NE Shvanidsor, on *Zozimia absinthifolia* (Vent.), 18.5.2006, G. Karagyan leg."; 2 males: "Armenia, N Shvanidzor, 1500m, 38°59'N, 46°23'E, 28.6.2003, M.Danilevsky leg." - MD; 1 female: "Armenia, Lichk (about 20km N Megri), 30.5.1982, M. Kalashian leg." - MD; 2 males: "Armenia, Khosrov natural reserve, Mt. Kotutsar, 1300-1600m, on *Ferula orientalis*, 27.6.2002, Yeranyan leg." - MD; 9 males: same data, but 1-27.6.2002, 20.5.2006 and 5.6.2006, Yeranyan leg. - MK; 2 males: same data, but 6-7.6.2003, M. Kalashian leg. - MK; 1 male, same data, but 9.6.2000, A. Dantchenko leg. - MK; 1 male: "ASSR, Mikojan [=Yeghegnadzor], Alajaz, 25.05.1950 [Khnzorian leg.]" - IZA.

Material of additional species used for comparison:

M. (E.) h. herminae Reitter 1890. 1 male, syntype: "Caucasus, Araxestal, Reitter, Leder" - HNHM; 2 males and 3 females: same data as in syntype and most probably belonging to the type series - ZMM; 1 female: same data as in syntype and with one additional label: "*Mallosia herminae*, Ordubat" - ZMM; 1 male and 1 female: "Ordubad, Urumiss"; 2 females: "Urmus" [same locality as in previous specimen?] - ZMM; 1 male: "Azerbajdzhan, Nakhichevan, Zangezur ridge, Bichenek env., 7.7.1984, M.Danilevsky leg." - MD; 3 males and 1 female: "Azerbajdzhan, Nakhichevan, Buzgov, 6.6.1982, 14.6.1983, M.Danilevsky leg." - MD; 1 female: same data, but R. Effendi leg. - MD; 2 males, 1 female: same data, but, 15.6.1982, 6.7.1982, O. Gorbunov & O.Kholina leg. - MD; 1 male: "Iran occ., Garbi, 12km S Serou, 2000m, 7.6.2000, J. Procházka leg. - MD; 2 males: "NW Iran, 50km NW Orumlye, Seru, 37°39'N, 44°45'E, 9.6.1999, P.Kabatek leg." - PK

M. (E.) h. gobustanica Danilevsky 1990. 8 males and 3 females (holotype and 10 paratypes): "Azerbajdzhan, Shemakha distr., Dzheirankechmez, 500m, 13-15.5.1987, M. Danilevsky leg." - MD.

M. (E.) caucasica Pic 1898. 52 males and 16 females: "Armenia, Mt. Arailer, 40°24'N, 44°27'E, 1500m, 18-23.6.2003, M.Danilevsky leg." - MD; 31 males and 16 females: same data, but 23.5.1985, 25.5.1986, 24.5.1987, 6.6.1990, 26.5.1991, 8.6.1992 M. Kalashian leg. - MD; 1 female: "Armenia, Mt. Aragatz, Amberd, 22.5.1983, M.Danilevsky leg." - MD; 1 female: "Armenia, Gegamskiy ridge, Sultan, source of Azat river, Davidian leg." - MD.

Description. Body length in males: 15.5-32.0mm, body width: 4.0-8.8mm; body length in females: 18.2-31.7mm, body width: 4.9-8.8mm

The general red-brown elytral colour is much darker than pale-reddish elytra of *M. herminae herminae* Reitter 1890 (described from "Araxestal" – most probably from environs of Ordubad and known from several localities in Nakhichevan Republic and Iran), but lighter than dark-brown elytra of *M. herminae gobustanica* Danilevsky 1990 (described from the east part of

Azerbaijan republic). Elytral colour is about same as in *M. caucasica* Pic 1898 (described from "Caucase"). More over small white setae spots are spread evenly near scutellum, which is not typical for *M. herminae*, but is a character of *M. caucasica*. So, from the first view *M. h. haiastanica* ssp. n. is very similar to *M. caucasica*. The new taxon can not be regarded as a form of *M. caucasica* because of constant absence of fine white setae sutural stripe, which always presents in males and females of *M. caucasica*, besides erect internal pubescence of hind tibiae is distinctly shorter, than in *M. caucasica*; a pair of distinct glabrous tubercles in the middle of pronotum present or absent.

Etymology. A new subspecies is named after historical name of Armenia – Haiastan.

Distribution. Armenia - several localities in the south part of the republic from Khosrov natural reserve to Megri environs.

Remarks. The new taxon is a typical representative of the subgenus *Eumallosia* Danilevsky 1990 with distinct longitudinal elytral carinae. All *Eumallosia* taxa are in vicariant relations (allopatric). Localities of different *M. (Eumallosia)* in Transcaucasia are shown on the map (Fig. 4).

Up to now all *Mallosia (Eumallosia)* were known to use *Ferula* as a food plant, while all members of the subgenus *Semnosia* K. Danile 1904 feed on *Prangos*. Now it is clear, that at least one population of *M. (Eumallosia) herminae haiastanica* ssp. n. from Megri district is connected with another plant: *Zozimia absinthifolia* (Vent.) – according to personal message by M. Kalashian.

Mallosia angelicae var. *armeniaca* Pic 1897 described from "Armeniae" (and later recorded as *M. herminae* ssp. *armeniaca* Pic 1905) is a synonym of *M. herminae herminae* (see Breuning 1954: 524) as characterized by the absence of white spots near scutellum.

The species or subspecies rank of certain *Eumallosia* taxa, as well as species attributions of certain subspecies look more or less arbitrary. A lot of different *Eumallosia* populations distributed in Turkey and traditionally regarded as *M. imperatrix* (Abeille de Perrin 1885) – described from "Bloudan (Antiliban)" - could be divided in many well defined taxa. All known to me Turkish „*M. imperatrix*“ (from Erzerum, Bingol, Gumushane, Kahramanmarash, Bitlis, Konya, Adiyaman, Adana, Osmanie, Hakkari) differs from *M. h. haiastanica* ssp. n. by more distinctly developed elytral white spots near scutellum, which are usually longitudinally arranged.

Acknowledgements

I am very grateful to Alexander Dantchenko (Moscow, Russia), Thierry Deuve (Muséum Nationale d'Histoire Naturelle, Paris, France), Alexej Gusakov and Andrej Ozerov (Zoological Museum of Moscow University, Moscow, Russia), Stanislav Kadlec (Litvínov, Czech Republic), Mark Kalashian (Erevan, Armenia), Otto Merkl (Hungarian Natural History Museum, Budapest, Hungary), Vladimir Savitzky (Biological Faculty of Moscow State University, Moscow, Russia), Heinrich Schönmann (Naturhistorisches Museum, Vienna, Austria) for providing me with the materials for study; my hearty gratitude to Alain Drumont and Aurel Vande Walle (Institut royal des Sciences naturelles de Belgique – IRSNB, Bruxelles, Belgium) for providing me with certain publications; my special thanks to Kirill Makarov (Moscow Pedagogical State University, Moscow, Russia) for his valuable help in the arrangement of photographs.

References

- Abeille de Perrin E. 1885. *Mallosia imperatrix* Ab. Bulletin de la Société Entomologique de France 1885: CXL.
- Breuning S. 1954. Revision von 35 Gattungen aus der Gruppe der Saperdini Muls. Entomologische Arbeiten aus dem Museum G. Frey, 5: 401-567.
- Danilevsky M.L. 1990. New taxa of the genus *Mallosia* (Coleoptera, Cerambycidae) from Transcaucasia. Acta Entomologica Bohemoslovaca, 87: 363-367.
- Danilevsky M.L. 1993. A new species of *Dorcadion* Dalman, 1817 (Cerambycidae, Coleoptera) from Georgia. Russian Entomological Journal, 2, 2: 9-10.
- Ganglbauer L. 1884. Bestimmungs-Tabellen der europaeischen Coleopteren. VIII. Cerambycidae. Verhandlungen der Zoologisch-Botanischen Gesellschaft in Wien, 33: 437-586.
- Pic M. 1897. Description de Coléoptères asiatiques de la famille des Cerambycidae. Bulletin de la Société Entomologique de France, 22: 188-190.
- Pic M. 1898. Description d'un *Mallosia* nouveau du Caucase (Col.). Bulletin de la Société Entomologique de France, 23: 168-169.
- Pic M. 1900. Contribution a l'étude des Longicornes. L'Échange, Revue Linnéene, 16(191): 80-82.
- Pic M. 1905. Contribution a l'étude du genre *Mallosia* Muls. Matériaux pour servir a l'étude des Longicornes. 5me cahier. 2me partie: 24-37.
- Reitter E. 1890. Uebersicht der mir bekannten *Mallosia*-Arten. Wiener Entomologische Zeitung, 9: 241-243.

Inscriptions for figures.

- Fig. 1. *Dorcadion gusakovi* sp. n., male, paratype.
 Fig. 2. *D. gusakovi* sp. n., female, paratype.
 Fig. 3. *D. reitteri* Ganglbauer 1884, male from Svanetia.
 Fig. 4. *D. rosti* Pic 1900, male from Zekari pass.
 Fig. 5. *D. shestopalovi* Danilevsky 1993, male from near Mleta.
 Fig. 6. *Mallosia herminae haiastanica* ssp. n., male, holotype.
 Fig. 7. *M. h. haiastanica* ssp. n., female, paratype from near Shvanidzor.
 Fig. 8. *M. h. herminae* Reitter 1890, male from near Buzgov.
 Fig. 9. *M. caucasica* Pic 1898, male from Arailer Mt.
 Fig. 10. Localities of *Dorcadion gusakovi* sp. n. with its relatives and *Mallosia (Eumallosia)* species in Transcaucasia.
 1 - *Dorcadion gusakovi* sp. n.: Abkhazia, Bzyb Ridge, 43°18'40"N, 40°32'20"E, 2000m); 2 - *D. reitteri*: Svanetia, Mestia env.; 3-4 - *D. shestopalovi*: 3 - North Georgia, Khalatza Mt.; 4 - North Georgia, Mleta, southwards Krestovj pass (type locality); 5 - *D. rosti*: Central Georgia, Meskhetskiy ridge, Zekari pass, 2400-2500m; 6-11 - *Mallosia herminae haiastanica* ssp. n.: 6 - South Armenia, Megri distr., 5km N Shvanidzor (type locality); 7 - South Armenia, Megri distr., Niuvady env.; 8 - South Armenia, Megri distr., Lichk env.; 9 - South Armenia, Pkhrut, north slope of Megri ridge; 10 - Armenia, Yeghegnadzor env.; 11 - Armenia, Mt. Kotutsar; 12-14 - *M. h. herminae*: 12 - Azerbajdzhan, Nakhichevan republic, Buzgov env.; 13 - Bichenek env.; 14 - Ordubad env. (probable type locality); 15-17 - *M. h. gobustanica*: 1415 - East Azerbajdzhan, Maraza env. (type locality); 16 - Dzhejrankechmez valley; 17 - Kiliazi env.; 18-21 - *Mallosia caucasica*: 18 - Armenia, Mt. Aragatz, Amberd env.; 19 - Armenia, Mt. Arailer; 20 - Armenia, Fontan env.; 21 - Armenia, upper level of Azat river valley.



1



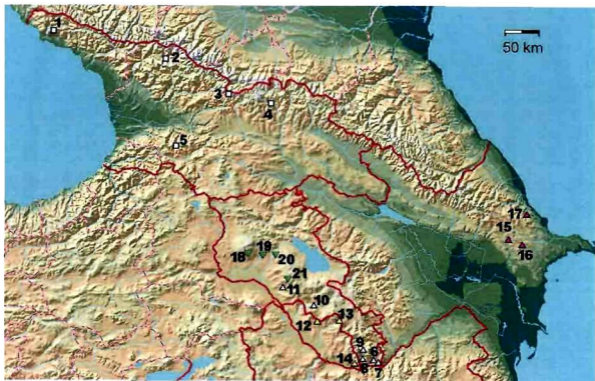
2



3



10





6



7



9



8

New Supplement

Krajcik M. 2007. Checklist of Scarabaeoidea of the World 2. Rutelinae. Animma.x, suppl. 4: 1-139 pp.

Bookbinding. In English. ISSN 1214-0066. Price EURO 35.

The Checklist comprises of 235 genera and 4,197 species. Every taxon is well defined by its chronological, taxonomical and topographical data. Type localities are given for all valid species.

Valid generic, specific and infraspecific taxa are listed in alphabetical order. Invalid taxa are also listed in alphabetical order, but are printed in italics.

Type localities were obtained from the original texts of old authors (e.g. Linnaeus, Fabricius, Olivier), from Gemminger and Harold (1868-1869) and from the Zoological Record (from 1869). Wherever possible, place names are presented as spelled in English.

Checklist of Rutelinae of the World is a continuation of Gemminger and Harold (1868-1869) and Junk-Schenkling Coleopterorum Catalogus (see separately and subsequently published parts of Lamellicornia 1910-1940). Taxa postdating the appropriate volume of Junk-Schenkling Catalogue were located and checked in the Zoological Record. It was not possible to correct all the mistakes published in these catalogues and in the Zoological Record. Taxa not listed in the Gemminger and Harold Catalogue, Coleopterorum Catalogus and the Zoological Record could be missing in this Checklist. Also missing could be some valid or invalid emendations (e.g. Agassiz 1846). Names originally published as infraspecific (variety, subvariety, aberration, morpha, natio etc.) are listed primarily as synonyms. Extinct taxa, misspellings, misidentifications and other nomina nuda are not included. Suprageneric classification of the Scarabaeoidea is still incomplete, and the Checklist therefore uses a compiled and admittedly sketchy tribal classification. No new taxa and no nomenclatural changes are presented. The final date of entry into part 1, Scarabaeinae, was 31 May 2005 (checked in the Zoological Record).

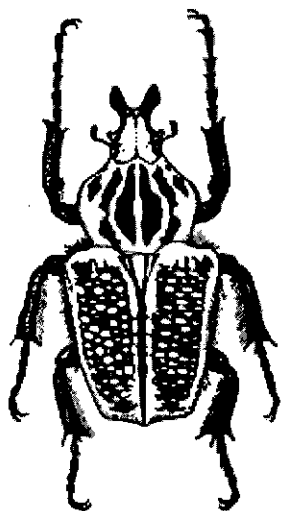
It is hoped this checklist will help revisionary and curatorial work with this fascinating groups of beetles from all parts of the world.

**INTERNATIONAL
ENTOMOLOGICAL
MEETING
IN PRAGUE**

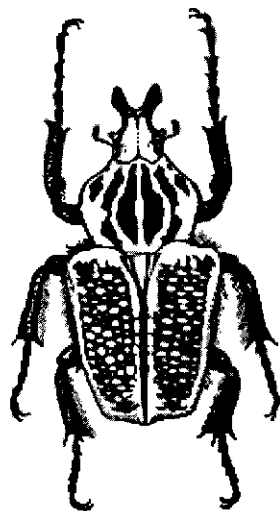
Národní dům, Náměstí Míru 9, Praha 2

MARCH & OCTOBER

yearly



**You are welcome in
CZECH REPUBLIC**



ENTO-TERA, Vladislav Malý & Co.,

Na hrobcí 1/410, 128 00, Praha 2, e-mail: entotera@logln.cz
tel.: 224 922 468, 224 918 975, 737 728 312, www.ento-tera.cz



INSTRUCTIONS TO AUTHORS

ANIMMA.X publishes in major languages preferably in English, original papers mainly on systematic entomology, but also essays or points-of-view, mini-reviews, short notes, faunistic records, biographies and book reviews.

The papers sent by e-mail will be submitted to the Editorial Board for acceptance. The manuscript should present scientific results which are essentially new and which have not been published or submitted for publication elsewhere.

Each article should have a short summary in English.

Authors of taxonomic papers must respect the articles of the International Code of Zoological Nomenclature.

Names of species and genera should be in italic. New taxa must be distinguished from related taxa. The abbreviations: **gen. n.**, **sp. n.**, **ssp. n.**, **syn. n.**, and **comb. n.**, should be used to distinguish all new taxa, synonymies or new combinations.

In describing new species, one specimen must be designated as the holotype; other specimens mentioned in the original description are to be designated paratypes. The complete data of the holotype and paratypes, and the type depositories, must be recorded in the original description.

Etymology. For all new taxa is recommended to give explanation of *Derivatio nominis*.

References should be listed in alphabetical order of authors at the end of the paper. Example:

Araya K. 1994. Discovery of a flightless *Aegus* (Coleoptera, Lucanidae) in Borneo. *Elytra*, 22(2): 271-280.

Thomson J. 1878. *Typi Cetonidarum suisvis de typi Monommidarum et de Typi Nilionidarum Musaei Thomsoniani*. E. Deyrolle, Paris, 44 pp.

The editor reserves the right to make minor textual corrections that do not alter the author's meaning.

When a paper has joint authors, one author must accept responsibility for all correspondence.

Three copies of each paper are provided free, and authors are required to pay for excessive requested copies at current prices when ordered.

CONTENTS

Danilevsky: New species of genus *Dorcadion* Dalman 1817 from Abkhazia and new subspecies of *Mallosia herminae* Reitter 1890 (Coleoptera, Cerambycidae) from Armenia..1-10



Occasionally published journal is devoted to taxonomy of Insects, mainly Coleoptera. A fully coloured photo gallery of rare species, type material, and new species is added as a main target for illustration of the beetle taxonomy for readers. We offer here a co-operation on the field of new descriptions for every taxonomist from all parts of the world.

ANIMMA.X No. 23, September 10, 2007
Edited and published by Milan Krajcik, M.D.
Belohorska 16, 301 64 Plzen, Czech Republic
milan.krajcik@seznam.cz

ISSN 1214-0066
MK ČR E 13882

©Copyright

All rights, including reprinting of extracts, electronic or optical reproduction and translation belong to the publisher