

See discussions, stats, and author profiles for this publication at: <https://www.researchgate.net/publication/330578612>

A new species and a new synonymy in the genus *Agnia* Newman, 1842 (Coleoptera: Cerambycidae)

Article in *Baltic Journal of Coleopterology* · December 2018

CITATIONS

0

READS

81

1 author:



[Arvīds Barševskis](#)

Daugavpils University

121 PUBLICATIONS 428 CITATIONS

SEE PROFILE

Some of the authors of this publication are also working on these related projects:



Coleoptera of Philippines [View project](#)



Cerambycidae of Philippines [View project](#)

A new species and a new synonymy in the genus *Agnia* Newman, 1842 (Coleoptera: Cerambycidae)

Arvīds Barševskis

Barševskis A. 2018. A new species and a new synonymy in the genus *Agnia* Newman, 1842 (Coleoptera: Cerambycidae). *Baltic J. Coleopterol.*, 18(2): 309– 317.

Agnia rita sp. n. from Panay Island (Philippines) is described and illustrated, the lectotype of *Agnia clara* is designated and a new synonymy is proposed: *A. clara* Newman, 1842 = *A. lucipor* Breuning, 1982, syn. n. A catalogue of the genus *Agnia* Newman, 1842 is given. The genus *Agnia* is now represented by eight species.

Key words: taxonomy, new species, long-horned beetles, *Agnia*, Lamiinae, Monochamini, Philippines

Arvīds Barševskis. *Daugavpils University, Institute of Life Sciences and Technology, Coleopterological Research Center, Vienības Str. 13, Daugavpils, LV-5401, Latvia; email: arvids.barsevskis@du.lv*

INTRODUCTION

The genus *Agnia* Newman, 1842 (Coleoptera: Cerambycidae) belongs to the subfamily Lamiinae Latreille, 1825 and tribe Monochamini Gistel, 1848 and contains eight species distributed in the Oriental Region, mainly in the Philippines: six species are known from Philippine archipelago and two from Mollucas Archipelago (Indonesia).

In recent years, the Philippine's longhorned beetle fauna has been intensively studied. Many new species are described each year, for example. Barševskis (2017a, 2017b, 2017c, 2017d, 2018a, 2018c), Kuleshov (2017), Miroshnikov, (2014, 2015), Miroshnikov & Tichy (2015), Vives (2009, 2017a, 2018), etc. Barševskis (2018b) and Vitali (2016, 2017b) have

published taxonomic articles about Monochamini of the Philippines.

This article presents description of a new species of the genus *Agnia* from the Philippines designation of the lectotype of *Agnia clara* and a new synonymy in this genus. Description of new species based on holotype and three paratypes, which collected in Panay island. Besides that, a catalogue for eight known species of the genus with general data on their distribution and most important literature's references is given.

MATERIAL AND METHODS

The following abbreviations of museum collections was used in the article:

BMNH - The Natural History Museum, London, UK;
 DUBC - Daugavpils University Beetles Collection, Ilgas, Daugavpils Distr., Latvia;
 SNSD - Senckenberg Naturhistorische Sammlungen, Dresden, Germany;
 MAGD - Museum and Art Gallery, Donchaster, UK;
 MNHN - Muséum National d'Histoire Naturelle, Paris, France;
 NMNH - United States National Museum, Washington, USA;
 NRS - Naturhistoriska Riksmuseet Stockholm, Stockholm, Sweden.

The laboratory research and measurements have been performed using Nikon AZ100, Nikon SMZ745T and Zeiss Stereo Lumar V12 digital stereomicroscopes, NIS-Elements 6D software. The habitus photograph was obtained with a digital camera Canon EOS 6D with Canon MP-E 65 mm macro lens, using Helicon Focus auto montage and subsequently was edited with Photoshop.

This study used Tavalikian (2018) “Base de données Titan sur les Cerambycides ou Longicornes”, which contains data about 37431 species, 17660 bibliographic references and 50801 types of longhorn beetles (Coleoptera: Cerambycidae).

RESULTS

As a result of the research, one new species has been described, one new synonymy proposed and lectotype of *Agnia clara* designated. We couldn't find the holotype of *Agnia clara*. The holotype was not designated for it by Newman (1842) in the original description, no information was provided on how large the type series is and where it is deposited. The World Cerambycidae Database (<http://titan.gbif.fr>) states the “type” of *A. clara* is deposited in BMNH (ex H. Cuming coll.). In BMNH, single specimen of this species was allocated which was acquired in 1855 with Cuming's collection

(D. Telnov, personal communication). This specimen is databased and provided with barcode NHMUK013796389 (Fig. 5). Based on aforementioned, this is the only available specimen which can be considered *Agnia clara* syntype. I hereby designate this specimen as the lectotype. Syntype's original labels are depicted on Fig. 6 and there is an additional printed label on red paper: LECTOTYPE: /*Agnia clara*/Newman, 1842 / A.Barševskis design. 2018 /.

During the study of the type specimens both *A. clara* Newman, 1842 (lectotype, Fig.4) and *A. lucipor* Breuning, 1982 (holotype, Fig. 6), I came to the conclusion that both these specimens are conspecific morphologically. Thus, the following was established here: *A. clara* Newman, 1842 = *A. lucipor* Breuning, 1982 syn. n.

Agnia rita sp. n. (Fig. 1 - 2)

Type material. Holotype, male (Fig. 1): PHILIPPINES: Panay Isl. / Antique, 07. 2018. / local collector leg. [white printed label]; HOLOTYPE: / *Agnia rita* sp. n. / A.Barševskis descr. 2018 [red handwritten label] (DUBC).

Paratypes, females: 1) PHILIPPINES: Panay Isl. / Antique, 07. 2018. / local collector leg. [white printed label]; PARATYPE: / *Agnia rita* sp. n. / A.Barševskis descr. 2018 [red handwritten label] (Fig. 2); 2) PHILIPPINES: Panay Isl. / Antique, 07. 2018. / local collector leg. [white printed label]; PARATYPE: / *Agnia rita* sp. n. / A.Barševskis descr. 2018 [red handwritten label]; 3) Philippines: Panay Isl. / Antique, 07. 2018. / local collector leg. [white handwritten label]; PARATYPE: / *Agnia rita* sp. n. / A.Barševskis descr. 2018 [red handwritten label] (DUBC).

General distribution: Philippines: Panay Island.




Fig. 1. *Agnia rita* sp. n. male, holotype

Description. Body elongate, subparallel-sided, black, covered with dark and white pubescence; elytra with different irregular bands and spots of white pubescence. Length: 16.0–24.0 mm, width: 5.6–10.0 mm.

The head quadrangle, slightly transverse and flattened, with fine and sparse punctuation, covered with white pubescence; middle portion of head with two elongate black bands stretching from base of antennae to anterior margin of cheek; wide and black strips extending lateral margin of

the head are turning backwards and down from eyes. Eyes flat, comparatively small, bilobate, not protruding. Basal elevation of antennal insetion well-developed, protruding. Cheeks wide, parallel-sided, with some sparse, fine punctures. Clypeus transverse, yellow-brown to dark-brown, smooth, without pubescence. Labrum black, weakly convex, with slightly sinuate apical margin, covered with white pubescence. Mandibles robust, sharp, comparatively small; basal portion of mandible covered with white pubescence laterally, and with dark pubescence and fine wrinkles and sparse punctures dorsally. Basal antennomere expanded, massive, with very fine white pubescence and sparse fine punctures and

2. *Agnia rita* sp. n. female, paratype

with cicatrix (ridged) at apex; antennomere 2 short, covered with dark pubescence and with sparse fine punctation; antennomere 3 elongate, with sparse very fine white pubescence in basal and dark pubescence in apical portions; basal part of antennomere 4 with small portion of white pubescence; remaining antennomeres black, with dense, fine dark pubescence. Labial and maxillary palpi black.

Pronotum almost cylindrical, expanded mediolaterally, black, covered by dense white pubescence on ventral surface; lateral and dorsal parts of pronotum with approximately equal widths of white and black longitudinal bands, with punctation. Basal angles of pronotum visible, rounded. Scutellum rounded apically, with white pubescence. *Pars stridens* not visible.

Elytra black, shiny, with different shapes of spots and bands of dense white pubescence (Fig. 1 – 2), with coarse sparse punctures between them, granulated in basal portion. Apex of elytra of males with sharp external and visible short triangular outer projections; both sides of apex of elytra of females with obtusae triangular projections.

Underside in general with dense white pubescence. Coxae and trochanters with white more sparse pubescence.

Legs black, covered with fine grey pubescence. Protarsomeres of male with many dense bristles along the lateral sides.

Differential diagnosis. Based on the similar shape of elytra, the new species is similar to *A. clara* Newman, 1842 (Fig. 3), but differs by some peculiarities of the shape and coloration of elytra: 1) large postscutellar spots along suture forming irregular A-shaped spot, while same postscutellar spots of *A. clara* forming two separate symmetric () – shaped spots; 2) each side of apex of elytra along suture of a new species with elongate white band, while apex of elytra of *A. clara* with several spots or short rudiment of bands.

Etymology. Patronymic, the species is named after my colleague Rita Baltere, the head of Financial and Accounting Department of Daugavpils University in appreciation of cooperation and her great impact on development of Daugavpils University (incl. coleopterology as one of very important branch of science at Daugavpils University).

A CATALOGUE OF THE GENUS *AGNIA*

A. Agnia backeri Aurivillius, 1927

References: Aurivillius, 1927: 555; Breuning, 1943: 159, 1944: 317, 1961: 343; Lingafelter et al. 2014: 24.

General distribution: Philippines: Sibuyan Island.

Type deposited: NMNH



Fig. 3. *Agnia clara* Newman, 1842, male (DUBC)



Fig. 4. Lectotype of *Agnia clara* Newman, 1842, female (BMNH) (habitus and labels)

2. *Agnia casta* Newman, 1842

Synonymy: *Agnia incasta* Heller, 1924

References: Newman, 1842: 291; ; Thomson, 1857: 170; Gemminger & Harold, 1873: 3029; Aurivillius, 1922: 121; Heller, 1923: 35 (*Agnia incasta*); Breuning, 1943: 159, 1944: 316, 1956: 707, 1961: 342.

General distribution: Philippines: Luzon and Mindanao islands.

Types deposited: BMNH (*Agnia casta*), SNSD (*Agnia incasta*)

3. *Agnia clara* Newman, 1842 (Fig. 3 - 4)

Synonymy: *Lubentia voluptuosa* Thomson, 1857 (type – Fig. 5)

Agnia lucipor Breuning, 1982 **syn. n.**

References: Newman, 1842: 291; Thomson, 1857: 170 (*Lubentia voluptuosa*); Thomson, 1860: 113;

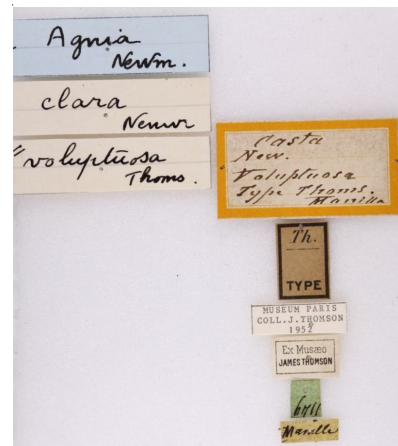


Fig. 5. Type of *Lubentia voluptuosa* Thomson, 1857 (habitus and labels)

Gemminger & Harold, 1873: 3030; Heller, 1916: 306; Aurivillius, 1922: 121; Breuning, 1943: 159, 1944: 315, 1961: 342, 1982: 17 (*Agnia lucipor*).

General distribution: Philippines: Luzon Island.
Types deposited: BMNH (*Agnia casta*), MNHN (*Lubentia voluptuosa*)

4. *Agnia eximia* Pascoe, 1860

Synonymy: *Agnia eximia* var. *abasomaculata* Gilmour, 1950

Agnia eximia var. *albofasciata* Breuning, 1944

References: Pascoe, 1860: 120; Thomson, 1860: 113; Pascoe, 1866: 248; Gemminger & Harold, 1873: 3030; Waterhouse, 1890: 11; Aurivillius, 1922: 121; Breuning, 1943: 159, 1944: 317, 1961: 343; Gilmour, 1950: 2019.

General distribution: Indonesia: Moluccas Archipelago.

Types deposited: BMNH (*Agnia eximia*), NMNH (*Agnia eximia* var. *albofasciata*), MAGD (*Agnia eximia* var. *abasomaculata*)

5. *Agnia fasciata* Pascoe, 1859

References: Pascoe, 1859: 54, 1866: 247; Thomson, 1860: 113; Gemminger & Harold, 1873: 3030; Lacordaire, 1876: 33; Aurivillius, 1922: 121; Breuning, 1943: 159, 1944: 317, 1961: 343.

General distribution: Indonesia: Moluccas Archipelago.

Types (syntypes) deposited: BMNH

6. *Agnia molitor* (Aurivillius, 1927)

References: Aurivillius, 1927: 534 (*Euthyastus molitor*); Breuning, 1943: 159, 1944: 317, 1961: 343; Vives, 2009: 12.

General distribution: Indonesia: Sulawesi Island, Philippines: Mindanao Island.

Type deposited: NMNH (*Euthyastus molitor*).

7. *Agnia pulchra* (Aurivillius, 1891)

Synonymy: *Agnia sulphureomaculata* Heller, 1924

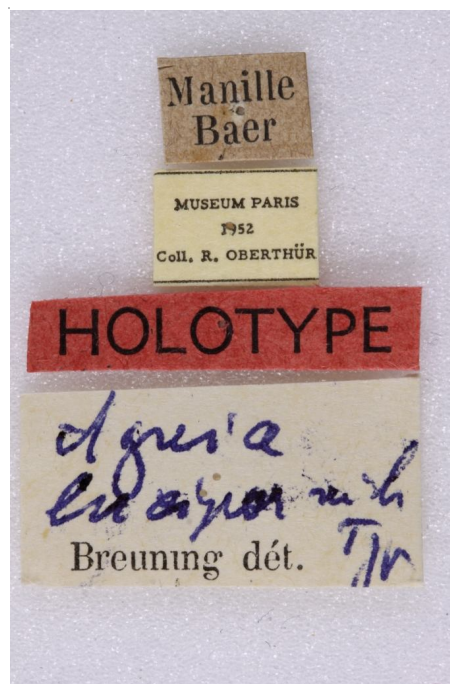


Fig. 6. Type of *A. lucipor* Breuning, 1982 (habitus and labels)

References: Aurivillius, 1891:104, 1922: 121; Heller, 1924: 426; Breuning, 1943: 159, 1944: 316, 1961: 343; Wallin, Kwamme, Nylander 2014: 409.

General distribution: Philippines: Basilan, Dinagat, Mindanao, Samar islands; Indonesia: Mollucas archipelago (Bacan Island).

Type deposited: NRS (*Agnia pulchra*), SNSD (*Agnia sulphureomaculata*).

8. *Agnia rita* Barševskis, 2018 sp. n.

General distribution: Philippines: Panay Island.

Type deposited: DUBC.

ACKNOWLEDGEMENTS

I wish to express gratitude to my colleagues Alexey Shavrin for help during preparation of the manuscript, Anita Rukmane for help in preparation of photographs of holotype of a new species and for the laboratory assistance, Aivars Dunska (all from Daugavpils, Latvia) for help in communication with museums and preparation of photographs of specimens, deposited in NRS (Stockholm, Sweden), and Azadeh Taghavian (Paris, France) for assistance and preparation of photographs of holotypes. Special thanks to Keita Matsumoto (BMNH) for preparing photographs of the type specimens and Dmitry Telnov (BMNH) for providing access to the type material under his care.

REFERENCE

Aurivillius Ch., 1891. Neue Coleoptera Longicornia. III. *Entomologisk Tidskrift, Stockholm* 12: 97-106

Aurivillius Ch., 1922. Cerambycidae : Lamiinae. I. Coleopterorum Catalogus pars 73 [vol. 23] I: 1-322, W. Junk & S. Schenkling, Berlin.

Aurivillius Ch. 1927. Neue oder wenig bekannte Coleoptera Longicornia. 23. *Arkiv för Zoologi, Uppsala* 19A (23): 549-589.

Barševskis A. 2017a. Four new species of the genus *Doliops* Waterhouse, 1841 (Coleoptera: Cerambycidae) from Mindanao Island, the Philippines. *Baltic J. Coleopterol.*, 17 (1): 69-82.

Barševskis A. 2017b. Four new species and a new synonymy in the genus *Doliops* Waterhouse, 1841 (Coleoptera: Cerambycidae) from Philippines. *Baltic J. Coleopterol.*, 17(2): 161-173

Barševskis A. 2017c. A new species of the genus *Acronia* Westwood, 1863 (Coleoptera: Cerambycidae) from the Philippines. *Baltic J. Coleopterol.*, 17(2): 175 -179.

Barševskis A. 2017d. New and little known species of the tribe Apomecynini Lacordaire, 1872 (Coleoptera: Cerambycidae: Lamiinae) from the Philippines. *Baltic J. Coleopterol.*, 17 (2): 181-188

Barševskis A. 2018a. Three new species of the genus *Callimetopus* Blanchard, 1853 (Coleoptera: Cerambycidae: Lamiinae) from Philippines. *Baltic J. Coleopterol.*, 18 (2): 77-83.

Barševskis A. 2018b. New subspecies of *Cyriotasiastes rhetenor* (Newman, 1842) (Coleoptera: Cerambycidae) from Panay Island, Philippines. *Baltic J. Coleopterol.*, 18(1): 85 -90.

Barševskis A. 2018c. A new species of the genus *Lamprobityle* Heller, 1923 (Coleoptera: Cerambycidae) from Mindanao Island, Philippines. *Baltic J. Coleopterol.*, 18(1): 91-95.

Breuning S. 1943. Études sur les Lamiinae (Coleop. Cerambycidae). Douzième tribu : Agniini Thomson. *Novitates Entomologicae, 3ème supplément (89-106): 137-280, figs 1-157.*

Breuning S. 1944. Études sur les Lamiinae (Coleop. Cerambycidae). Douzième tribu : Agniini

- Thomson. *Novitates Entomologicae, 3ème supplément (107-135): 281-512, figs 158-305.*
- Breuning S. 1961. Catalogue des Lamiaires du Monde. Verlag des Museums G. Frey, Tutzing bei München (5): 287-382.
- Gemminger M., von Harold E. 1873. Catalogus coleopterorum hucusque descriptorum synonymicus et systematicus. *Munich 10: 2989-3232 & index.*
- Gilmour E. F. 1950. New Dutch East Indian Lamiinae (Col., Cerambycidae). *Tijdschrift voor Entomologie, Amsterdam 92 [1949]: 219-247.*
- Heller K. M. 1916. Philippinische Käfer, gesammelt von Prof. C. Fuller-Baker, Los Baños. *Deutsche entomologische Zeitschrift, Berlin [1916] (3-4): 269-311, pl. III.*
- Heller K. M., 1924. Philippinische Bockkäfer. *Deutsche entomologische Zeitschrift, Berlin 1924 (5): 424-436*
- Kuleshov D.A. 2017. A new species of the genus *Aphrodisium* Thomson, 1864 (Coleoptera: Cerambycidae) from the Philippines. *Baltic J. Coleopterol. 17 (1): 15-17.*
- Lacordaire J. Th. 1876. Histoire Naturelle des Insectes. Genera des Coléoptères ou exposé méthodique et critique de tous les genres proposés jusqu'ici dans cet Ordre d'Insectes. *Paris. Librairie Encyclopédique de Roret. Atlas 10: 29-47, 134 pls.*
- Lingafelter S. W., Nearn E. H., Tavakilian G. L., MONNÉ M. Á., Biondi M., 2014. Longhorned Woodboring Beetles (Coleoptera: Cerambycidae and Disteniidae) Primary Types of the Smithsonian Institution. *Smithsonian Institution Scholarly Press, Washington D.C.: v-xviii + 1-390.*
- Miroshnikov A.I. 2014. A review of the genus *Clytellus* Westwood, 1853, with notes on its systematic position and descriptions of eleven new species (Coleoptera: Cerambycidae). In: Advances in studies on Asian cerambycids (Coleoptera: Cerambycidae). Papers by Alexandr I. Miroshnikov, dedicated to the memory of Dr. Judson Linsley Gressitt. *Krasnodar - Moscow: KMK Scientific Press Ltd.: 133-237.*
- Miroshnikov A.I. 2015. Additions to reviewing the genus *Clytellus* Westwood, 1853 (Coleoptera: Cerambycidae). 1. *Caucasian Entomological Bulletin. 11(2): 369-381, Color plates 5-8.*
- Miroshnikov A.I., Tichy T. 2015. Additions to reviewing the genus *Clytellus* Westwood, 1853 (Coleoptera: Cerambycidae). 2. *Caucasian Entomological Bulletin. 11(2): 383-384, Color plate 9.*
- Newman E. 1842. Cerambyciturum Insularum Manillarum a Dom. Cuming captorum enumeratio digesta. *The Entomologist, London 18: 288-293.*
- Pascoe F. P. 1859. [Mr. Pascoe has furnished the following diagnoses of two fine longicorns in this Collection :] *Proceedings of the Entomological Society of London 5 (2): 54*
- Pascoe F. P. 1860. On some new Longicornia from the Moluccas. *The Annals and Magazine of Natural History, London (3) 5 (12): 119-122.*
- Pascoe F. P. 1866. Longicornia Malayana ; or, a Descriptive Catalogue of the Species of the three Longicorn Families Lamiidæ, Cerambycidæ and Prionidæ collected by Mr. A. R. Wallace in the Malay Archipelago. (Part III). *The Transactions of the Entomological Society of London 3 (3) 3: 225-336, pls X-XV.*
- Tavakilian G. 2018. Base de données Titan sur les Cerambycides ou Longicornes. <http://titan.gbif.fr> [Downloaded: 10.10.2018.]
- Thomson J. 1857. Diagnoses de cérambycides nouveaux ou peu connus de ma collection qui

seront décrits prochainement. *Archives Entomologiques, Paris 1: 169-194, pl. 10.*

*Received: 01.12.2018.
Accepted: 20.12.2018.
Published: 31.12.2018.*

Thomson J. 1860-1861. Essai d'une classification de la famille des cérambycides et matériaux pour servir à une monographie de cette famille. *Paris. 404 pages, 3 pls.*

Vives E. 2009. New or interesting Cerambycidae from the Philippines (Part III) (Coleoptera, Cerambycidae). *Les Cahiers Magellanes 105: 1-20.*

Vitali F. 2016. New Acalolepta from the Philippines. *Lambillionea 116(1):86-91.*

Vitali F. 2017a. New Acalolepta from the Philippines. 2 (Coleoptera, Cerambycidae). *Lambillionea CXVII, 1, 18-20.*

Vives E., 2017b. New or interesting Cerambycidae from the Philippines (Part XV) (Coleoptera, Cerambycidae, Lamiinae). *Les Cahiers Magellanes, NS, 25: 47-65.*

Vives E. 2018. Descripción de una nueva especie del género *Pelossus* Thomson (Coleoptera, Cerambycidae), procedente del Norte de Filipinas. (Cerambycoides nuevos o interesantes de Filipinas. Pars XVI). *Faunitaxys, 6(6) : 1-3.*

Wallin H., Kvamme T. & Nylander U., 2014. A revision of the genus *Nemophas* Thomson, 1864 (Coleoptera: Cerambycidae), with descriptions of a new subgenus *Pilomophas* and a new genus *Nemoplophora*. In: Biodiversity, Biogeography and Nature conservation in *Wallacea and New Guinea 2: 407-436, pp 102-119.*

Waterhouse Ch. O. 1890. Aid to the identification of Insects. *London. Edited by C.O Waterhouse. Lithographs by Edwin Wilson 2 (13-30): pls 101-189. Printed by F.T. Andrew.*