

**DORCADION MUCHEI BREUNING, 1962 REST. NOV. AND  
DORCADION SUBATRITARSE BREUNING, 1966 REST. NOV.  
(CERAMBYCIDAE)**

**Hüseyin Özdikmen\* and Gamze Kaya\***

\* Gazi Üniversitesi, Fen-Edebiyat Fakültesi, Biyoloji Bölümü, 06500 Ankara / TÜRKİYE. E-mail: ozdikmen@gazi.edu.tr

[**Özdikmen, H. & Kaya, G.** 2015. *Dorcadion muchei* Breuning, 1962 rest. nov. and *Dorcadion subatritarse* Breuning, 1962 rest. nov. (Cerambycidae). Munis Entomology & Zoology, 10 (1): 272-276]

ABSTRACT: With the present work, *Dorcadion muchei* Breuning, 1962 rest. nov. and *Dorcadion subatritarse* Breuning, 1962 rest. nov. are discussed and regarded as separate species again.

KEY WORDS: *Dorcadion muchei*, *Dorcadion subatritarse*, rest. nov., Cerambycidae, Turkey.

***Dorcadion muchei* Breuning, 1962 rest. nov.  
and  
*Dorcadion subatritarse* Breuning, 1966 rest. nov.**

We realized expeditions to Çorum province in Central Black Sea Region of Turkey in 2013. As a result of this, many Cerambycidae specimens were collected from the province. Especially, Boğazkale (Çorum: Alcahöyük) stood out as a very interesting area for *Dorcadion* species. Many *Dorcadion* specimens of different species were obtained from such a small area. One of them, we think, is a new species that will be published. A total of four *Dorcadion* species (including sp. n.) were identified from the small area. These are: *Dorcadion bangi heinzorum*, *D. iconiense*, *D. piochari*, *D. scabricolle paphlagonicum* and a new species.

As known, firstly described species is *Dorcadion iconiense* in 1900 for this related group. Secondly, *Dorcadion semisetosum* was described by Jakovlev (1901) from the same locality with *Dorcadion iconiense*. According to Breuning (1962a), it accepted as a synonym of *Dorcadion iconiense*. Then, *Dorcadion iconiense* var. *fulvovestitum* was described by Pic (1903) and *Dorcadion iconiense* m. *posticeapertum* was described by Breuning (1946) from the same locality too. Also Breuning (1962a) placed them under the species *Dorcadion iconiense*. However, Breuning (1962a) gave *Dorcadion albicolle* that was described by Breuning (1943) also from Konya province, as a separate species wrongly. Since the diagnostic characters of *Dorcadion albicolle* are in the variation wideness of *Dorcadion iconiense* absolutely.

Besides, *Dorcadion muchei* was described by Breuning (1962b) with the morpha *Dorcadion muchei* m. *plurivittipenne* from Çankırı province. Then, Breuning (1966) described *Dorcadion parescherichi* from Yazılıkaya (Çorum province: Boğazkale). Braun (1975) accepted it as a synonym of *Dorcadion muchei*. Also *Dorcadion subatritarse* was described by Breuning (1966) from Çorum province (Boğazkale). Braun (1978) accepted it as a synonym of *Dorcadion iconiense*. Since he regarded *Dorcadion muchei* as a morpha of *Dorcadion iconiense*. And the approach was published Braun (1979) that accepted *Dorcadion muchei* as a synonym of *Dorcadion iconiense*.

Probably as a result of Braun's works, Löbl & Smetana (2010) gave all

described taxa as synonyms of one species *Dorcadion iconiense*.

The collected specimens (27 males and 14 females) that regarded as *D. iconiense* revealed some important results for Turkish fauna as seen below. Among them, mainly 4 different forms can be determined: 1) Black velvety spots on elytral light bands present; so the especially dorsal bands interrupted, not complete; ground pubescence of elytra present (1 male and 7 females), 2) Black velvety spots on elytral light bands absent; so the bands complete; ground pubescence of elytra present (10 males and 2 females), 3) Black velvety spots on elytral light bands absent; so the bands complete, but dorsal band free, not connected with humeral band posteriorly; ground pubescence of elytra present (1 female), 4) Ground pubescence of elytra more or less reduced, so elytra more or less glanced; elytral light bands entirely absent (at most dorsal band into a trace only in apical part, trace of humeral band absent or present) or if present, more or less reduced and into traces (16 males and 4 females).

In real, all forms had been described by authors as separate taxa.

The first form was described by K. Daniel (1900) as *Dorcadion iconiense* from Konya province in Central Anatolian Region of Turkey.

The second form was described by Breuning (1962a) as *Dorcadion muchei* from Çankırı province in Western Black Sea Region in North Anatolia.

The third form was described by Breuning (1966) as *Dorcadion parescherichi* from Çorum province in Central Black Sea Region in North Anatolia.

And also the fourth form was described by Breuning (1966) as *Dorcadion subatritarse* from Çorum province in Central Black Sea Region in North Anatolia.

All forms were accepted by Braun (1978) as variations of *Dorcadion iconiense* (Fig. 1).

Consequently, *Dorcadion iconiense* from Konya province and *Dorcadion muchei* from Çankırı province are closely related species clearly. Both have as the same as variations. For example, *Dorcadion iconiense* m. *posticeapertum* for *Dorcadion iconiense* and *Dorcadion parescherichi* for *Dorcadion muchei* are the same type variations for their species. In both described taxa, dorsal band is free ending, not connected with humeral band posteriorly. Also some undescribed variations for *Dorcadion muchei* are known as *Dorcadion albicolle* for *Dorcadion iconiense*.

As a result of the present work, we decided *Dorcadion iconiense* and *Dorcadion muchei* that have the same variations, are separate species. And also *Dorcadion subatritarse* should be regarded as a separate species. Moreover, according to Braun's works, *Dorcadion subatritarse* never collected from Konya province that is the type locality of *Dorcadion iconiense* and neighbour province Aksaray.

Finally, we proposed a new arrangement for this group as follows:

***Dorcadion iconiense* K. Daniel, 1900: 140** (Syntypes ♂♂, ex collection K.

Daniel, Deutsches Entomologisches Institut, Eberswalde) [type locality "Asia Minor" (Turkey)] A: TR

*semisetosum* Jakovlev, 1901: 85 [Turkey: Konya]

*fulvovestitum* Pic, 1903: 5 (*Dorcadion iconiense* var.) [Turkey]

*albicolle* Breuning, 1943: 89 [Turkey: Konya]

*posticeapertum* Breuning, 1946: 109 (*Dorcadion iconiense* m.) [Turkey: Konya]

**Material examined:** Çorum prov.: Boğazkale, Alacahöyük National Park, N 40° 01' E 34° 37', 1234 m, 30.III.2013, 1 male and 6 females; Çorum-Sungurlu road, 25 km to Sungurlu, 660 m, 30.III.2013, 1 female.

**Known distribution of *Dorcadion iconiense*:** Turkey (Asia minor) (K.

Daniel, 1900); Turkey: Konya as the type locality of *D. semisetosum* (Jakovlev, 1901; Lazarev, 2011); Konya prov. (Breuning, 1943, 1962a); Aksaray prov., Kırşehir prov.: Mucur, Kayseri prov.: Çallıgedik pass, Yozgat prov.: Çiçekdağı (Braun, 1978); Yozgat prov.: Çiçekdağı pass, Aksaray prov., Kırşehir prov.: Mucur, Kayseri prov.: Çallıgedik pass, Konya prov. (Braun, 1979); Anatolia (Löbl & Smetana, 2010) (Fig. 2).

***Dorcadion muchei* Breuning, 1962: 38** (Holotype ♂, collection H. Mucur)

[type locality “Çankırı” (Turkey)] A: TR

*plurivittipenne* Breuning, 1962: 39 (*Dorcadion muchei* m.) [Turkey: Çankırı]

*paraescherichi* Breuning, 1966: 146 [Turkey: Çorum: Boğazkale]

**Material examined:** Çorum prov.: Boğazkale, Alacahöyük National Park, N 40° 01' E 34° 37', 1234 m, 30.III.2013, 9 males and 1 female, 27.IV.2013, 1 male and 1 female.

**Known distribution of *Dorcadion muchei*:** Çankırı as the type locality (Breuning, 1962); Kastamonu prov.: Ilgaz Mt. as *D. iconiense* m. *muchei* (Demelt, 1967); Çankırı prov.: Kızılırmak, Çorum prov.: Yazılıkaya as *D. iconiense* m. *muchei* (Braun, 1978); Yozgat prov.: Çandır, Çankırı prov., Kayseri prov.: Çallıgedik (Braun, 1979); Çorum prov.: Yazılıkaya as *D. paraescherichi* (Breuning, 1966; Braun, 1979); Yozgat prov. (Holzschuh, 1980) (Fig. 3).

***Dorcadion subatritarse* Breuning, 1966: 146** (Holotype ♂, collection

Antonella Perissinotto) [type locality “Boğazkale” (Turkey: Çorum)] A: TR

**Material examined:** Çorum prov.: Boğazkale, Alacahöyük National Park, N 40° 01' E 34° 37', 1234 m, 30.III.2013, 10 males and 1 female, 27.IV.2013, 6 males and 3 females.

**Known distribution of *Dorcadion subatritarse*:** Çorum prov.: Boğazkale (Breuning, 1966; Perissinotto & Lucini, 1966); Çorum prov.: Boğazkale, Kırşehir prov.: Mucur (Braun, 1978) (Fig. 4).

## LITERATURE CITED

- Braun, W.** 1975. Beitrag zur Kenntnis der Dorcadien Anatoliens Systematisch neu bewertete *Dorcadion*-Arten und Bemerkungen zur Variationsbreite des *Dorcadion iconiense* (Col., Cerambycidae, Lamiinae). Entomologische Zeitschrift, Stuttgart, 85 (11): 121-126.
- Braun, W.** 1978. Die Dorcadienausbeute der Forschungsreisen von W. Heinz 1963-1977, Faunistische Aufstellung, Beschreibung einer neuen Unterart und Bemerkungen zur Systematik wenig bekannter Arten (Coleoptera, Cerambycidae). Nachrichtenblatt der Bayerischen Entomologen, 27 (6): 101-116.
- Breuning, S.** 1943. Nouveaux Cérambycides paléarctiques (ire note). Miscellanea Entomologica, 40 (9): 89-104.
- Breuning, S.** 1946. Nouvelles formes de *Dorcadion* (Col. Cerambycidae). Miscellanea Entomologica, 43 (8): 91-132.
- Breuning, S.** 1962a. Neue und interessante Formen der Gattungen *Carabus* L. und *Dorcadion* Muls. aus Anatolien. Reichenbachia, Dresden, 1 (6): 37-40.
- Breuning, S.** 1962b. Revision der Dorcadionini. Entomologische abhandlungen und berichte aus dem staatliche museum für tierkunde in Dresden, 27: 665.
- Breuning, S.** 1966. Deux nouvelles espèces du genre *Dorcadion* Dalm. d'Anatolie (Coleoptera, Cerambycidae). Bollettino della Società Entomologica Italiana, Genova, 96 (9-10): 145-147.
- Demelt, C. V.** 1967. Nachtrag zur Kenntnis der Cerambyciden-Fauna Kleinasien. Entomologische Blätter, 63 (2): 106-109.
- Holzschuh, C.** 1980. Revision einer Cerambycidenausbeute des Naturhistorischen Museums Wien (Coleoptera). Annalen des Naturhistorischen Museums in Wien, 83: 573-574.
- Jakovlev, A. I.** 1901. Deux nouvelles espèces de *Dorcadion* Dalm. De l'Asie mineure (Coleoptera, Cerambycidae). Revue Russe d'Entomologie, Saint-Petersbourg, 1 (3): 83-87.
- Lazarev, M. A.** 2011. Species Group Taxa of Longhorned Beetles (Coleoptera, Cerambycidae) Described by B. E. Jakovlev and Their Types Preserved in the Zoological Institute of the Russian Academy of Sciences, St. Petersburg, and in the Siberian Zoological Museum, Novosibirsk. Entomological Review, 90 (1): 166-179.
- Löbl, I. & Smetana, A. (ed.)** 2010. Catalogue of Palaearctic Coleoptera, Vol. 6. Chrysomeloidea. Stenstrup: Apollo Books, 924 pp.
- Perissinotto, A. & Lucini, S. R.** 1966. Coleotteri Raccolti Nel Vicino e Medio Oriente Nota I. *Dorcadion* Dalm. (Coleoptera, Cerambycidae). Bollettino della Società Entomologica Italiana, 96 (9-10): 147-149.
- Pic, M.** 1903. Notes diverses, diagnoses, synonymies. Matériaux pour servir à l'étude des Longicornes, 4 (2): 4-9.




Figure 1. Variations of *Dorcadion iconiense* according to Braun (1978, 1979) [left to right: *D. parescherichi*, *D. subatritarse*, *D. iconiense*, *D. muchei*] (From Braun, 1978).

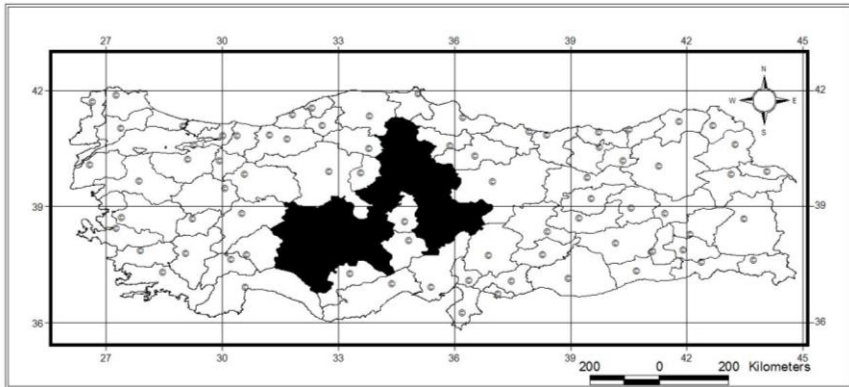


Figure 2. The distribution patterns of *Dorcadion iconiense*.

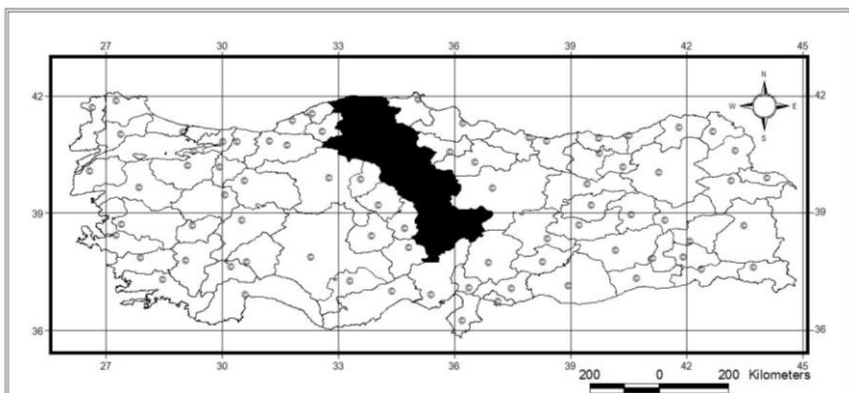


Figure 3. The distribution patterns of *Dorcadion muchei*.

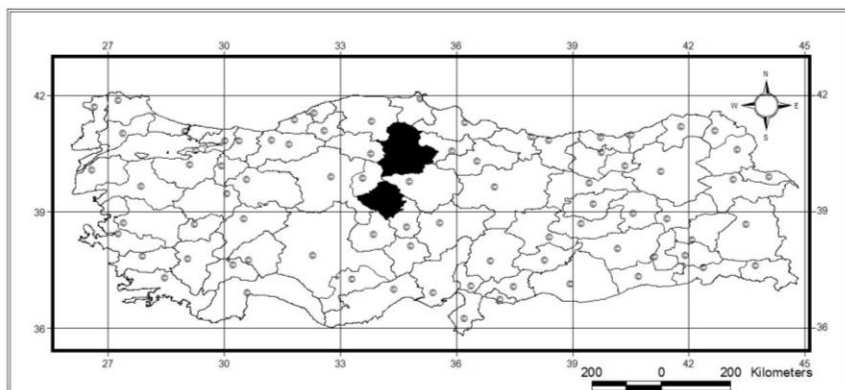


Figure 4. The distribution patterns of *Dorcadion subatritarse*.